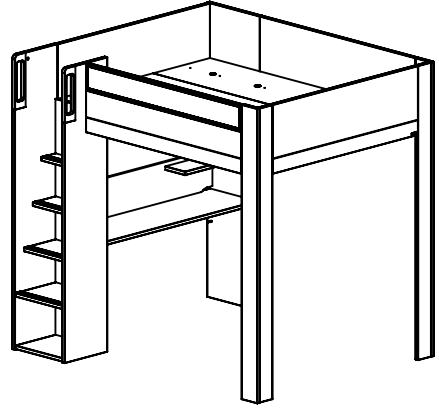



# B

# GAUTIER


## REF.A06 - DIMIX BLANC

## REF. 590 - LIT MEZZANINE 140X200



Conforme aux exigences de sécurité / In accordance of safety requirements / Conforme a la normativa de seguridad  
/ Conform aan de veiligheidsnormen / Gemäss an der Sicherheits Anforderungen / Conforme alle esigenze di sicurezza  
/ В соответствии с требованиями безопасности / Güvenlik standartlarına uygundur  
**NF D62-100-1 (2010)**

- FR** Nous vous remercions d'avoir choisi ce meuble. Pour garantir une satisfaction totale, il est très important que vous suiviez phase par phase les instructions de montage.
- GB** Thank you for buying this furniture. For your total satisfaction, it is very important that you follow the assembly instructions step by step.
- ES** Le agradecemos que haya elegido este mueble. Para garantizar una total satisfacción, es muy importante que siga todos los pasos de las instrucciones de montaje.
- NL** Wij danken u dat u voor dit meubel gekozen heeft. Voor een optimaal gebruik van het meubel is het van het grootste belang dat u stap voor stap de montage-instructies volgt.
- DE** Wir danken Ihnen, dass Sie sich für dieses Möbelstück entschieden haben. Bitte befolgen Sie die Montageanleitung genau, damit Sie mit dem fertigen Möbel vollkommen zufrieden sind.
- IT** Vi ringraziamo per aver scelto questo mobile. Per garantire una totale soddisfazione, è molto importante che seguiate fase per fase le istruzioni di montaggio.
- RU** Спасибо за ваш выбор. Для правильной сборки необходимо внимательно прочитать инструкцию.
- TR** Bu eşyayı seçtiğiniz için teşekkür ediyoruz. Eksiksiz bir memnuniyet sağlamak için, montaj talimatlarını aşama aşama takip etmeniz çok önemlidir.



GAUTIER FRANCE BP 10 85510 LE BOUPERE FRANCE TEL 33 (0)2 51 61 40 00 FAX 33 (0)2 51 61 41 42

**Instructions de montage et d'utilisation :** - Bien suivre la notice et respecter les conseils spécifiques donnés.

- Vérifier la présence et l'état de la quincaillerie et des pièces avant montage.
- Utiliser uniquement l'outillage fourni ou préconisé.
- Les meubles à monter doivent être assemblés par un adulte et jamais par un enfant.
- Tenir éloignés les jeunes enfants lors du montage (présence de petites pièces pouvant être ingérées).
- Lorsque le meuble doit être fixé à un support, adapter la quincaillerie à ce support.
- Un mauvais montage, calage ou manutention peut entraîner une fragilisation des assemblages et/ou des pièces.
- Vérifier que le meuble ne présente aucun défaut ou anomalie fonctionnelle.
- Vérifier que le meuble est de niveau (ne pas hésiter à mettre des cales pour assurer le bon fonctionnement et la longévité des portes et tiroirs).
- Pour préserver l'environnement, trier les emballages et les déposer dans un endroit prévu pour leur recyclage (déchetterrie).

**Conseils d'utilisation :**

- Ne pas déplacer un meuble chargé.
- Pour un meuble sur roulettes, éviter les obstacles sur le sol lors du déplacement et bloquer les roulettes verrouillables avant utilisation.
- Ne pas mettre d'objets lourds ou encombrants dans une chambre d'enfant. Placer les objets sur une surface non accessible à l'enfant (de préférence au centre du meuble).
- Ce meuble vous donnera entière satisfaction dans des conditions habituelles d'utilisation (Température de 15 à 25°C / Humidité de 50 à 70%).
- **AVERTISSEMENT :** Attention au danger de placer le meuble à proximité de flammes nues, d'un foyer ouvert ou d'autres sources de forte chaleur, comme les appareils de chauffage électrique, les appareils de chauffage à gaz, etc.

**Matériaux :**

- Tous nos produits sont fabriqués avec des panneaux à base de bois classés E1, selon la norme EN 13986, ce qui garantit une teneur en formaldéhyde inférieure ou égale à 8 mg pour 100g. De plus, pour ce produit, les panneaux de particules d'épaisseur supérieure ou égale à 16 mm vont au-delà des exigences du classement E1 et garantissent une teneur en formaldéhyde inférieure ou égale à 4 mg pour 100g.
- Les panneaux de particules sont revêtus papier décor.

**Entretien :**

- Nettoyer le meuble exclusivement à l'aide d'un chiffon doux imbibé d'eau savonneuse et l'essuyer avec un chiffon sec.
- Dans le cas d'un lit avec un panneau sommier, retourner le matelas régulièrement pour assurer une meilleure ventilation.

**Garantie :** Si, malgré tous nos contrôles, vous constatez une anomalie sur ce meuble, nous vous remercions de préciser sa nature sur le questionnaire en dernière page de ce guide et de remettre ce document à votre distributeur qui nous le transmettra.

**Conseils spécifiques : Lit Mezzanine**

- b) - Un marquage sur le lit indique la hauteur maximale du matelas.
  - Utiliser un matelas de dimension 198 x 138 x épaisseur maxi 21 cm.
- d) - Toute modification apportée au meuble ou tout montage différent, non prévus par le fabricant, décline le produit de son usage initial et engage alors la responsabilité de celui qui réalise cette transformation.
- f) - Serrer convenablement tous les dispositifs d'assemblage avec l'outillage fourni et préconisé. Les vérifier régulièrement et les resserrer si nécessaire.
- g) - " Faire attention aux risques de chute depuis la plate-forme ". Le couchage en hauteur ne convient pas à des enfants de moins de 6 ans.
- Ne pas utiliser le lit superposé ou le lit surélevé si certains éléments sont cassés, endommagés ou manquants, et n'utiliser que des pièces détachées approuvées par le fabricant.
- Les enfants peuvent s'étrangler avec des articles tels que des cordes, des ficelles, des cordons, des harnais et des ceintures attachés ou accrochés sur un lit surélevé ou superposé.
- Pour des raisons de sécurité, accéder au couchage en hauteur uniquement par l'échelle ou l'escalier prévu à cet effet et en aucun cas par un autre élément du meuble.

**Assembly and use instructions :** - Follow carefully the instructions and respect the specific advices given.

- Before the assembly, check if hardware and pieces are included and in good state
- Use only the tools furnished or recommended
- The assembly of furniture must be carried out by an adult and never by a child
- Keep young children at large distance from the place of assembly (some small pieces may be swallowed)
- When the furniture must be fixed to a support, adapt the hardware to this support
- A problem in the assembly, the setting and adjustment, or the handling of the furniture may lead to weaken the pieces and or parts of the furniture
- Verify that the piece of furniture does not have any default or functional anomaly
- Verify that the piece of furniture is level (do not hesitate to place wedges to ensure that the doors and drawers function correctly and last longer)
- To protect the environment, sort packaging and place them in the appropriate bin for recycling (waste sorting center)

**Direction for use :** - Do not move a loaded piece of furniture

- For a piece of furniture on castors, avoid impediments on the ground when moving it and put the brakes on after moving it.
- Do not place heavy or cumbersome objects in a child's bedroom. Place the objects on a surface that the child cannot reach (preferably at the centre of the furniture).
- This piece of furniture will give you entire satisfaction in the customary usage conditions (temperature from 15 to 25°C / Humidity from 50 to 70%).
- **WARNING :** Be careful not to place the piece of furniture close to flames, and open firebox or any other sources of high temperature, such as the electric heating appliances, gaz heating devices, etc.

**Material :**

- All our products are fabricated with wooden panels classified E1, according to the EN 13986 regulations, which guarantees a formaldehyde content lower or equal to 8 mg for 100g. Moreover, for this product, particle panels with a thickness higher or equal to 16 mm go beyond this E1 classification demands and have a guaranteed formaldehyde content lower or equal to 4 mg for 100g.
- Particle panels are covered with a paper film.

**Maintenance :**

- Clean our furniture using only a soft cloth rung out in soapy water, and then polish it with a dry duster
- If you have bought a bed with a solid mattress base, we recommend that you turn the mattress regularly to keep it aired.

**Guarantee :**

- If in spite of all our checks you find fault with this furniture, please fill in the questionnaire on the last page of this guide and give this document to your distributor who will send it back to us.

**Specific advices : Mezzanine bed**

- b) - A mark on the bed indicates the maximum thickness of the mattress.
  - Use a mattress with dimensions 198 x 138 x maximum thickness 21 cm.
- d) - Any alteration made to the furniture or any difference in the assembly, not intended by the manufacturer, may make the product unfit for its initial use and is the sole responsibility of the person making the alteration.
- f) - Tighten up correctly all assembly devices with the tool furnished and recommended. Verify them regularly and tighten them up again if necessary.
- g) - " Be careful there is a risk of falling from the platform ". The mezzanine bed is not appropriate for use children under six years old.
- Do not use the mezzanine bed or the higher bed of the bunk bed if a part of the structure is broken, damaged or missing, and use only spare parts approved by the manufacturer.
- Children can strangle themselves with items such as cords, strings, harnesses and belts attached or hung on a high of bunk bed.
- For your own safety, please only access the bed area via the steps or the ladder provided and DO NOT USE another part of the furniture IN ANY CASE.

**Instrucciones de montaje y uso:** - Seguir correctamente las instrucciones y respetar los consejos específicos proporcionados.

- Verificar la presencia y el buen estado de toda la quincalla y los elementos antes el montaje.
- Usar las herramientas proporcionadas o recomendadas.
- Los muebles debe montarlos un adulto y en ningún caso un niño.
- Mantener los niños lejos durante el montaje (presencia de pequeños elementos que puedan ser ingeridos).
- Cuando el mueble debe ser fijado sobre un soporte, adaptar la quincalla a este soporte.
- Un montaje, apuntalamiento o manipulación incorrecto puede debilitar el montaje y/o los elementos.
- Verificar que el mueble no tiene ningún defecto o anomalía de funcionamiento.
- Verificar que el mueble está nivelado (no dude en colocar tacos para asegurar el buen funcionamiento y la longevidad de las puertas y de los cajones).
- Para preservar el medio ambiente, separe los embalajes y déjelos en el lugar previsto para su reciclaje (vertedero).

**Consejos de uso:**

- No desplazar un mueble cargado.
- Para un mueble con ruedas, pagar atención a los obstáculos al piso y no olvidar poner los frenos después del movimiento, verificar que todos los mecanismos están bien cerrados antes del uso.
- No colocar objetos pesados o voluminosos en un dormitorio de niño. Los objetos tendrán que colocarse sobre una superficie a la que no tenga acceso el niño y deberán instalarse preferiblemente en el centro del mueble.
- Este mueble le proporcionará total satisfacción en condiciones habituales de uso (Temperatura de 15 a 25°C / Humedad del 50 al 70%).
- **ADVERTENCIAS:** Cuidar de ubicar el mueble cerca de las flamas, de hogares abiertos, o de aparatos de calefacción eléctricos, de gas, etc.

**Materiales:**

- Todos nuestros productos están fabricados con paneles a base de madera clasificados E1, según la norma EN 13986, lo que garantiza una cantidad de formaldehído inferior o igual a 8 mg por 100g. Además, para este producto, los paneles de partículas de grosor superior o igual a 16 mm van más allá de las exigencias de la clasificación E1 y garantizan una cantidad de formaldehído inferior o igual a 4 mg por 100 g.
- Los paneles de partículas están revestidos de papel para forrar.

**Mantenimiento:**

- Limpiar el mueble exclusivamente con un trapo suave empapado de agua y jabón y secarlo con un trapo seco.
- En el caso de una cama con un panel de soporte de colchón, para asegurar una mejor ventilación, se aconseja darle la vuelta al colchón con frecuencia.

**Garantía:** Si, a pesar de todos nuestros controles, constata una anomalía en este mueble, le agradecemos que precise su naturaleza en el cuestionario de la última página de este manual y que entregue este documento a su distribuidor que se encargará de transmitirlo.

**Consejos específicos: Cama Mezzanine**

- b) - Un marcador sobre la cama indica la altura máxima del colchón.
  - Usar un colchón de medida 198 x 138 x grosor máximo de 21 cm.
- d) - Cualquier modificación realizada en el mueble, no prevista por el fabricante, cambia el uso inicial del producto y compromete la responsabilidad de la persona que realiza esta transformación.
- f) - Todos los dispositivos de montaje tienen que ser bien apretados con las herramientas proporcionadas y recomendadas. Verificarlos de manera regular y apretarlos otra vez si se requiere.
- g) - " Existe riesgo de caída desde la plataforma". La cama elevada se desaconseja para los niños menores de 6 años.
  - No usar nunca la cama alta o la parte superior de la litera si alguna parte de la estructura falta, esta rompa da o dañada, y usar únicamente piezas de recambios con las cuales el fabricante es de acuerdo.
  - Los niños pueden ahogarse con artículos como cuerdas, lazos, cordones y cinturones atados o colgados de la litera.
  - Por razones de seguridad, el acceso al colchón de la parte superior se efectúa únicamente por la escalera prevista a tal efecto, y en ningún caso por cualquier otro elemento del mueble.

**Handleiding voor montage en gebruik:** - De handleiding strikt opvolgen en de specifieke aanbevelingen eerbiedigen.

- Controleer voor montage of u alle onderdelen (inclusief beslag) goed ontvangen hebt en of ze in onberispelijke staat zijn.
- Gebruik enkel en alleen het geleverde of aangeraden montage gereedschap.
- De te monteren meubelen moeten door een volwassen persoon gemonteerd worden. Nooit door een kind!
- Jonge kinderen tijdens de montage op afstand houden (aanwezigheid van kleine onderdelen welke ingeslikt kunnen worden).
- Indien het meubel aan een muur of wand moet vastgehecht worden moet het juiste beslag voor die welbepaalde ondergrond gebruikt worden.
- Een slechte montage, plaatsing of verplaatsing kan het geheel of onderdelen ervan verzwakken.
- Controleer of het meubel geen defecten of functionele afwijking vertoont.
- Controleer of het meubel waterpas staat (aarzel niet om een pen (spie) te gebruiken om de goede werking en levensduur van deuren en laden te garanderen).
- Denk aan het milieu, sorteert de verpakkingen en breng ze naar een recycling verzamelpunt (containerpark).

**Gebruiksaanwijzingen:**

- Een (vol)geladen meubel nooit verplaatsen.
- Vermijd obstakels op de vloer (ondergrond) bij het verplaatsen van een meubel op wielen en blokkeer de vergrendelbare wielen opnieuw na verplaatsing.
- Plaats geen zware of omvangrijke voorwerpen in een kinderkamer. Plaats voorwerpen op een ontoegankelijk oppervlak voor het kind (liefst in het midden van het meubel).
- Dit meubel zal u volledige tevredenheid geven onder normale gebruiksomstandigheden (Temperatuur van 15 tot 25°C / Vochtigheidsgraad van 50 tot 70%).
- **Waarschuwing:** Plaats het meubel nooit in de nabijheid van een open vlam, een open vuur of andere bronnen van hoge warmte, zoals elektrische vuren, gaskachels, enz.

**Materiaal:**

- Al onze producten zijn vervaardigd uit vezelplaten op basis van hout klasse E1, volgens de EN 13986 norm, wat een formaldehyde gehalte van minder dan of gelijk aan 8 mg per 100g garandeert. De spaanplaten met een dikte van 16mm of meer gaan nog verder dan de eisen van de E1 classificatie en garanderen een formaldehyde gehalte van minder dan of gelijk aan 4 mg per 100 g.
- De vezelplaten zijn afgewerkt met fineer-papierdecor.

**Onderhoud:**

- Het meubel uitsluitend reinigen met een zachte, licht met zeepwater doordrenkte doek en met een droge doek afdrogen.
- In geval een bed (ledikant) voorzien is van een vaste bodemplaat, regelmatig de matras keren om een betere ventilatie te verzekeren.

**Garantie:** Mocht u ondanks al onze controles toch enig gebrek aan het meubel opmerken verzoeken wij u ons dit te melden met behulp van de vragenlijst achterin deze gids en deze terug aan de winkelier te bezorgen die deze aan ons zal overmaken.

**Bijzondere adviezen: Mezzaninebed**

- b) - Een merkteken op het bed bepaald de maximum hoogte van de matras.
  - gebruik een matras met afmetingen 198 x 138 x dikte maximum 21 cm.
- d) - Bij elke wijziging en/of verschillende montage van het meubel, niet voorzien door de fabrikant, wordt de verantwoordelijkheid volledig verplaatst naar de persoon die de wijziging heeft toegebracht.
- f) - Alle assemblage onderdelen grondig aanspannen met de geleverde of aangeraden montagegereedschappen. Controleer de hechtingspunten regelmatig en span aan indien nodig.
- g) - " Opgelet voor valpartijen vanaf het platform van de mezzanine ". De hoogslaper of mezzaninebed in NIET geschikt voor kinderen jonger dan 6 jaar.
  - Stapelbed of hoogslaper NIET gebruiken als bepaalde onderdelen ontbreken, gebroken- of beschadigd zijn. Gebruik enkel en alleen door de fabrikant goedgekeurde wisselstukken.
  - Opgelet: Verstikkingsgevaar voor kinderen bij gebruik van bepaalde materialen zoals touwen, koorden, kabels, harnassen en riemen bevestigd of opgehangen aan een stapelbed of hoogslaper.
  - Om veiligheidsredenen is de toegang tot de hoogslaper enkel en alleen via de trap of ladder toegestaan en in geen enkel geval via een ander element van het meubel.

# DE WICHTIG - BITTE SORGFÄLTIG LESEN - ZUM AUFBEWAREN FÜR ANDERE MÖBEL

**Anweisungen zur Installation-Montage und deren Verwendung** :- Achten Sie darauf, die Anweisungen zu befolgen, und folgen Sie den spezifischen Hinweisen.

- Überprüfen Sie das Vorhandensein und Zustand der Beschläge und Teile vor der Montage.
- Verwenden Sie nur die bereitgestellten oder empfohlenen Teile.
- Die Montage der Möbel müssen von einem Erwachsenen und nicht von einem Kind ausgeführt werden.
- Halten Sie Kinder entfernt während der Installation-Montage (Vorhandensein von Kleinteilen, die verschluckt werden können).
- Wenn die Möbel an einem Trägerteil befestigt werden müssen, montieren Sie vorweg die vorgesehenen Beschläge dafür.
- Unsachgemäße Montage, Kalibrierung oder Handhabung kann Versprödung von Baugruppen und / oder Einzelteilen verursachen.
- Überprüfen Sie, dass das Möbel keine Mängel oder funktionelle Störungen aufweist.
- Überprüfen Sie, dass das Möbel eben montiert wird (zögern Sie nicht, Unterlegscheiben einzusetzen, um die ordnungsgemäße Funktion und Langlebigkeit der Türen und Schubladen zu gewährleisten).
- Um die Umwelt zu schützen, sortieren Sie die Verpackung und entsorgen Sie diese in dem bestimmten und vorgesehenen Bereich für das Recycling (Abfall).

## Anwendung:

- Beladene Möbeln nicht bewegen-verschieben.
- Für ein Möbel mit Gleitrollen, unbedingt den Hindernissen welche sich auf dem Boden befinden ausweichen. Bewegen Sie das Möbel nur bei entriegelten Gleitrollen.
- Stellen Sie keine schweren oder sperrigen Gegenständen in das Zimmer eines Kindes. Gegenstände auf einem für Kinder nicht zugänglichen Ort lagern (vorzugsweise in der Mitte des Raumes).
- Dieses Möbel wird Ihnen vollsten Zufriedenheit unter normalen Einsatzbedingungen liefern (Temperatur: 15-25 ° C / Luftfeuchtigkeit: 50 bis 70%).
- **Warnung** : Vorsicht vor der Gefahr des Aufstellens der Möbel in der Nähe von offenen Flammen eines offenen Feuers oder anderen Quellen von starker Hitze, wie elektrischen Heizgeräten, Heizungen, Gas etc..

## Materialien :

- Alle unsere Produkte sind aus Holzwerkstoffen hergestellt und klassifiziert in E1 gemäß der Norm EN 13986, die eine Formaldehydgehalt von weniger als oder gleich 8 mg pro 100g garantiert. Zusätzlich ist dieses Produkt zum Teil in Spanplatten mit einem Durchmesser von größer oder gleich 16 mm realisiert, welche die Anforderungen für die Einstufung E1 übertreffen und somit einen Formaldehydgehalt von weniger als oder gleich 4 mg pro 100g garantieren.
- Die Spanplatten sind mit dekorativem Papier ummantelt.

## Wartung :

- Reinigen Sie die Möbel nur mit einem weichen Tuch und mit Seifenwasser, wischen Sie dieses mit einem trockenen Tuch nach.
- Im Fall von einem Bett mit einem Matratzen- Panel, drehen Sie die Matratze regelmäßig um eine optimale Belüftung zu gewährleisten.

**Garantie** : Sollten Sie trotz unserer rigorosen Kontrollen ein Problem mit diesem Möbel haben, danken wir Ihnen, für das Ausfüllen des Fragebogens auf der letzten Seite diese Anleitung. Geben Sie bitte dieses Dokument danach Ihrem Händler.

## Besondere Hinweise Hochbett Typ- Mezzanine:

- b) - Eine Markierung auf dem Bett gibt die maximale Höhe der Matratze an.
  - Verwenden Sie eine Matratze in der Größe 198 x 138 x 21 cm (maximaler Durchmesser).
- d) - Alle Änderungen welche an dem Möbel anlässlich der Montage anders und nicht wie vom Hersteller vorgegeben getätigt werden lehnen wir strikte ab. Für Montage-Veränderungen welche für das Produkt in und für seine ursprüngliche Nutzung vorgesehen sind übernimmt dann die alleinige Person die Verantwortung welche diese Transformation-Änderung vorgenommen- durchführt hat.
- f) - Ziehen-Schrauben Sie alle Möbelteile mit den dafür vorgesehenem und empfohlenem Montagewerkzeug. Regelmäßig Überprüfen und ggf. nachziehen.
- g) - " Achtung: Unbedingt das Risiko des Herunterfallens von der Plattform beachten ". Das Hochbett Mezzanine ist nicht für Kinder unter 6 Jahre geeignet.
- Verwenden Sie das Etagenbett oder Hochbett auf keinen Fall, wenn bestimmte Elemente zerlegt, beschädigt oder fehlerhaft sind. Verwenden Sie nur Ersatzteile welche vom Hersteller genehmigt sind.
- Auf keinen Fall Gegenstände wie Seile, Schnüre, Gurte und Riemen usw. befestigen und oder am Hochbett oder Etagenbett anbringen, Kinder könnten sich aufhängen oder daran ersticken.
- Aus Sicherheitsgründen kann die obere Bettstelle nur durch Leiter oder Treppe welche für diesen Zweck realisiert wurde erreicht werden. Es darf in keiner Weise durch ein anderes Element ersetzt oder auf ein anderes Möbel dafür zugegriffen werden.

# IT IMPORTANTE - LEGGERE ATTENTAMENTE - CONSERVARE PER IL FUTURO

**Istruzioni per l'installazione e l'uso** : - Assicurarsi di seguire le istruzioni e i consigli specifici.

- Verificare la presenza e lo stato delle componenti del mobile e delle parti prima del montaggio.
- Utilizzare solo gli elementi forniti o raccomandati.
- I mobili devono essere montati unicamente da un adulto e non da un bambino.
- Tenere i bambini lontano durante l'installazione-montaggio (presenza di piccole parti che possono essere ingerite).
- Quando il mobile deve essere fissato a un supporto, adattare la rispettiva ferramenta per il montaggio.
- Una non corretta installazione, la calibrazione o la manipolazione può causare la rottura del mobile.
- Controllare che i mobili non abbiano difetti o anomalie funzionali.
- Controllare che il mobile è in piano (non esitate a mettere degli spessori per assicurare il corretto funzionamento e la longevità di ante e cassetti).
- Per proteggere l'ambiente, smistamento degli imballaggi e deposito in una zona adibita al riciclaggio (dei rifiuti).

## Istruzioni per l'uso :

- Non spostare il mobile caricato.
- Per spostare un mobile con rotelle, evitare gli ostacoli sul pavimento, sbloccare le rotelle prima dello spostamento.
- Non appoggiare oggetti pesanti o ingombranti nella camera di un bambino. Appoggiare oggetti su una superficie non accessibile al bambino (preferibilmente al centro della camera).
- Questo mobile vi darà piena soddisfazione nelle normali condizioni di impiego (temperatura: 15-25 ° C / Umidità: 50 al 70%).
- **Importante** : Chi effettuerà eventuali modifiche non specificate dal produttore, con cambiamento dell' uso iniziale del mobile si assumerà la completa responsabilità per questa trasformazione.
- **Attenzione pericolo** : non piazzare i mobili in prossimità di fiamme o di un fuoco aperto o altre fonti di forte calore, come stufe elettriche, stufe a gas, ecc.

## Materiali :

- Tutti i nostri prodotti sono fatti di pannelli-truciolari di legno classificati E1 secondo la norma EN 13986, che garantisce un contenuto di formaldeide inferiore o uguale a 8 mg per 100 g. Inoltre, questo prodotto, con spessore maggiore o uguale a 16 mm oltre i requisiti della classificazione E1 garantisce un contenuto di formaldeide inferiore o uguale a 4 mg per 100g.
- I pannelli di truciolare sono rivestiti con carta decorativa.

## Manutenzione :

- Pulire il mobile solo con un panno morbido inumidito con acqua e sapone e asciugare con un panno asciutto.
- Nel caso di un letto con un pannello materasso, girare il materasso regolarmente per assicurare una migliore ventilazione.

**Garanzia** : Se, nonostante i nostri controlli, si verifica un problema con questo mobile, favorite specificarne la natura nel questionario sull'ultima pagina di questa guida e presentare questo documento al vostro distributore.

## Consiglio specifico Letto Tipo Mezzanine :

- b) - Un contrassegno sul letto indica l'altezza massima del materasso.
  - Usare una dimensione materasso 198 x 138 x 21 cm (massimo spessore).
- d) - Chi effettuerà eventuali modifiche non specificate dal produttore, con cambiamento dell' uso iniziale del mobile si assumerà la completa responsabilità per questa trasformazione.
- f) - Serrare correttamente tutti i dispositivi con gli attrezzi di montaggio consigliati. Controllare regolarmente e, se necessario, stringere.
- g) - Attenzione: per letti di questa tipologia con sistema piattaforma fare attenzione alle possibili cadute che potrebbero causare forti disagi alla salute dei bambini. Il letto Mezzanine non è adatto per bambini di età inferiore a 6 anni.
- Non usare il letto a castello o letto a soppalco, se alcuni elementi sono rotti, danneggiati o mancanti ed utilizzare solo parti di ricambio autorizzate dal produttore.
- I bambini possono soffocare se elementi quali corde, spaghi, imbracature e cinture sono attaccati o appesi a un letto a castello o a un letto a soppalco.
- Per motivi di sicurezza, l'accesso al letto superiore dei letti castello o letti soppalco deve avvenire tramite scale o costruzione realizzata dal produttore per questo scopo ed in qualsiasi modo non usare un altro elemento di arredo o mobile per salire.

**Инструкции и гид по монтажированию :** - Следовать всем инструкциям и специфичным советам.

- Проследить о наличии всех элементов перед сборкой.
- Использовать только те инструменты который включены в сбор или которые указаны для сборки.
- Вся мебель должна быть собрана взрослым человеком, а не ребёнком.
- Держать в стороне всех маленьких детей, так как очень много маленьких деталей.
- Когда мебель должна быть смонтирована на что то, адаптировать материал к этой детали (шурупы, гвозди).
- Плохой сбор, монтирование или плохая работа может привести к повреждению мебели или её деталей.
- Проверить что мебель не вывleяет плохой функциональности (двери, ящики).
- Проверить что мебель находится на одном уровне (не сомневайтесь если нужно подоткнуть мебель для более долгого использования).
- Для сохранения окружающей среды, сортируйте весь мусор и выбросите его в преднозначенные места.

**Советы по использованию :**

- Не передвигать мебель если в ней есть что то.
- Для тумбочек на колёсиках, осторожно если есть преграды при передвижении, а так же не блокируйте колёсике если вы его передвигаете.
- Не ставте слишком большую мебель в детскую комнату. Ставте все вещи вне зоне доступа вашего ребёнка.
- Эта мебель будет Вас радовать при обочном использовании и при обычной температуре.
- **ОСТОРОЖНО :** Не ставте мебель близко к открытому огню или объектам возгорания (газовая плита, электро приборы).

**Материалы :**

- Вся наша продукция произведена из древесины под классом E1, по норме EN 13986, что гарантирует низкое содержание формальдегида (норма 8мл на 100гр). К тому же, все древесные плиты которые мы производим 16мм гарантируют содержание меньше нормы (4мг на 100 гр)
- Все плиты ДСП покрыты отделочным материалом.

**Содержание :**

- Чистить мебель только мягкой тряпкой с мыльной водой, вытереть сухой тряпкой.
- В случае кровати со сплошной решеткой... переворачивать её регулярно для проветривания.

**Гарантия :**

Если не смотря на наш контроль, возникает какая то аномалия то пожалуйста сообщите нам об этом и укажите все проблемы при помощи последнего листа этой инструкции

**Специфичные советы : Детская кровать чердак**

- b) - На всех кроватях указана максимальная высота матраса.
- использовать матрас размером 198 x 138 x максимальная толщина 21 см.
- d) - Вся мебель которая изменена не по советам инструкции, будет рассчитана как мебель которая испульзуется по назначению. Все проблемы с этим связанные будут идти на ответственность человека который изменил мебель.
- f) - Хорошо закрутить все шурупы с помощью инструмента представленного с мебелью или же указанного в инструкции. Не сомневайтесь их закручивать сильно.
- g) - кровать чердак предназначены для детей в возрасте старше 6 лет, есть риск серьезной раны в случае падения
- Не использовать высокую кровать или же двухъярусную кровать если есть повреждённые элементы. Использовать только элементы которые мы Вам пришлём для заменыосе.
- Осторожно, дети могут задохнуться из за верёвок, проволоки которые прикреплены к высокой кровати.
- Для соображений безопасности, доступ к верхней койке только по лестнице или по лестнице для этой цели и в любом случае другим членом кабинета.

**Montaj ve Kullanım talimatları:** - Kitapçığı dikkatlice okuyun ve verilen özel tavsiyelere uyun.

- Montaja başlamadan önce, parçaların ve montaj aksesuarlarının mevcut ve kullanılabilir olduklarını kontrol edin.
- Yalnızca ürünle birlikte verilen veya tavsiye edilen aletleri kullanın.
- Mobilyaların montajının bir yetişkin tarafından gerçekleştirilmesi gerekir; mobilyaların montajı asla bir çocuk tarafından gerçekleştirilmemelidir.
- Montaj sırasında küçük yaşta çocukları uzak tutun (yutulabilecek ölçüde küçük parçalar mevcuttur).
- Mobilyanın duvara sabitlenmesi gerektiğinde, bu dayanağa uygun sabitleme gereçlerini kullanın.
- Kötü bir montaj, destekleme veya kaldırma-taşıma, birleşik grupların ve/veya parçaların zayıflamalarına neden olabilir.
- Mobilyanın işlevinde herhangi normal olmayan bir durum olmadığını veya mobilyanın bir kusur arz etmediğini kontrol edin.
- Mobilyanın düzlem üzerine eşit bastığını kontrol edin (kapıların ve çekmecelerin uzun ömürlü ve düzgün kullanımlarını sağlamak için, gerekirse destek elemanları kullanılmaktan çekinmeyin).
- çevreyi korumak için, ambalajları tasnif ediniz ve geri dönüşümleri için öngörölmüş yere bırakınız (özel atık boşaltma yeri)

**Kullanım önerileri :**

- İçi veya üzeri dolu olan bir mobilyayı taşımayın.
- Tekerlekli bir mobilya için, mobilyayı hareket ettirirken zeminde bir engel olmamasına dikkat edin ve mobilyanın kullanımı öncesinde kilitlebilir tekerlekleri kilittli pozisyonlarına getirin.
- Bir çocuk odasına ağır veya aşırı yer kaplayan nesnelere koymayın. Nesnelere çocukların ulaşamayacakları bir yüzey üzerine yerleştirin (tercihen mobilyanın orta bölümüne).
- Bu mobilya, normal kullanım koşulları çerçevesinde (15 ila 25°C arası sıcaklık / %50 ila %70 nem oranı) size kullanım memnuniyeti sunacaktır.
- **UYARI :** Mobilyanızın yanabileceği tehlikesini göz önüne alarak; herhangi bir açık ateşten, şömine, ocak, elektrikli ısıtıcılar..vb gibi yüksek ısı kaynaklarından uzak tutunuz.

**Malzemeler :**

- Tüm ürünlerimiz E1 sınıf ahşaptan oluşan panolardan EN 13986 normuna göre yapılmış olup, bu 100 g için 8 mg veya bundan daha düşük bir formaldehit oranını garantiler, Ayrıca, bu ürün için, 16 mm'ye eşit veya bunun üzeri kalınlıklara sahip olan sunta levhalar, E1 normunun zorunluluklarının ötesine de geçip 100g için 4 mg'a eşit veya bundan düşük bir formaldehit oranını garantiler,
- Partikül panoları dekorasyon kağıdıyla kaplanmıştır.

**Bakım :**

- Mobilyalarımızı yalnızca sabunlu suyla ıslatılmış bir yumuşak bez ile temizleyip kuru bir bez ile silmenizi öneriyoruz,
- Somya panelli bir yatak söz konusu ise, daha iyi hava alabilmesi için yatak minderini düzenli olarak çevirin.

**Garanti :** - Eğer, tüm kontrollerimize rağmen, bu mobilyada bir anormallik tespit edecek olursanız, lütfen bu kılavuzun son sayfasında bulunan soru formunu doldurup bu belgeyi dağıtıcınıza veriniz; kendisi bunu bize iletacaktır.

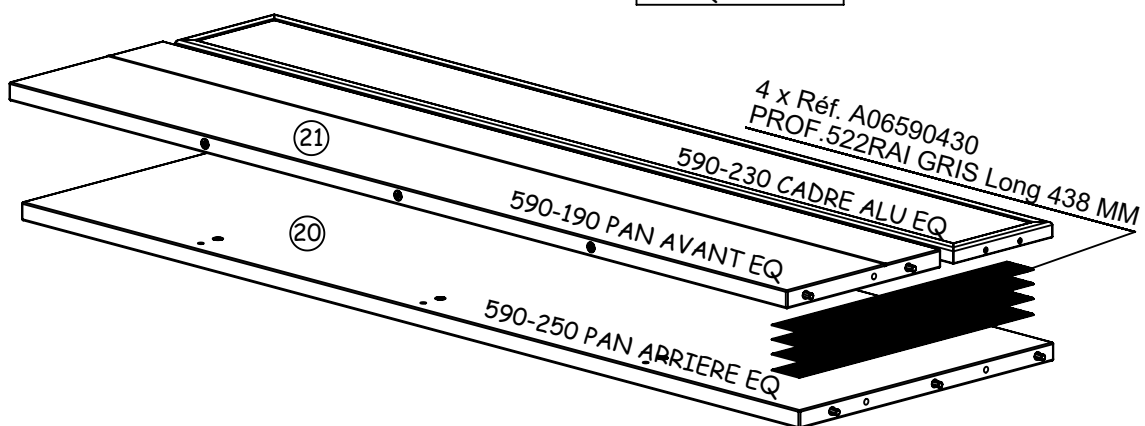
**Özel tavsiyeler : Yüksek karyola :**

- b) - Bir isaret yatağın maksimum yüksekliğini belirtmektedir.
- Maksimum 21 cm kalınlığında, 198 X 138 ebatlarında bir yatak minderini kullanın.
- d) - Mobilyanın yapısında herhangi bir değişiklik yapılması veya montajının üretici tarafından öngöröldüğünden farklı bir şekilde gerçekleştirilmesi durumunda, ürün tasarımı amacının dışına çıkacak ve söz konusu değişikliği gerçekleştiren kişinin sorumluluğu devreye girecektir.
- f) - Montaj elemanlarını, üretici tarafından verilen veya tavsiye eden aletleri kullanarak, uygun bir şekilde sıkıştırın. Montaj elemanlarını düzenli olarak kontrol edin ve gerekirse sıkıştırın.
- g) - Düşme tehlikesine karşı dikkatli olun.6 yasından küçük çocuklar için yüksek yatak tavsiye edilmez.
- Herhangi bir parçası kırık, hasar görmüş veya eksik olan ranzayı veya yüksek yatağı kullanmayın ve yalnızca üretici tarafından onaylanmış yedek parçaları kullanın.
- Karyola veya ranzaya asılan ip, tel, kablo, kemer gibi malzemeler çocukların boğulmasına sebep olabilir.
- Güvenlik nedeniyle, yerden yuksekteki bir yatağa yalnızca bu amaca yönelik olarak tasarlanmış merdiven kullanılarak çıkılmalıdır; yatağa çıkmak için mobilyanın herhangi bir parçasını asla kullanmayın.

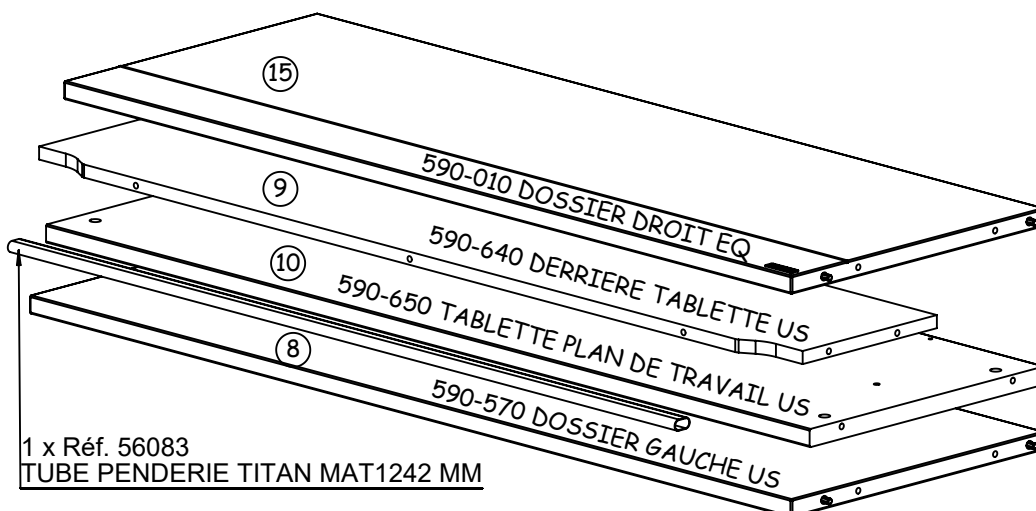
LISTE DES PIECES ET DES COLIS - LIST OF PARTS AND PACKAGES - LISTA DE PIEZAS Y DE PAQUETES  
 LIJST VAN ONDERDELEN EN COLLI - TEILE- UND PAKETLISTE - ELENCO DEI PEZZI E DEI COLLI  
 СПИСОК ИЗДЕЛИЙ И ПОСЫЛОК - PARÇA VE KOLİLERİN LİSTESİ

**COLIS 1**  
 (REF.A06.590)

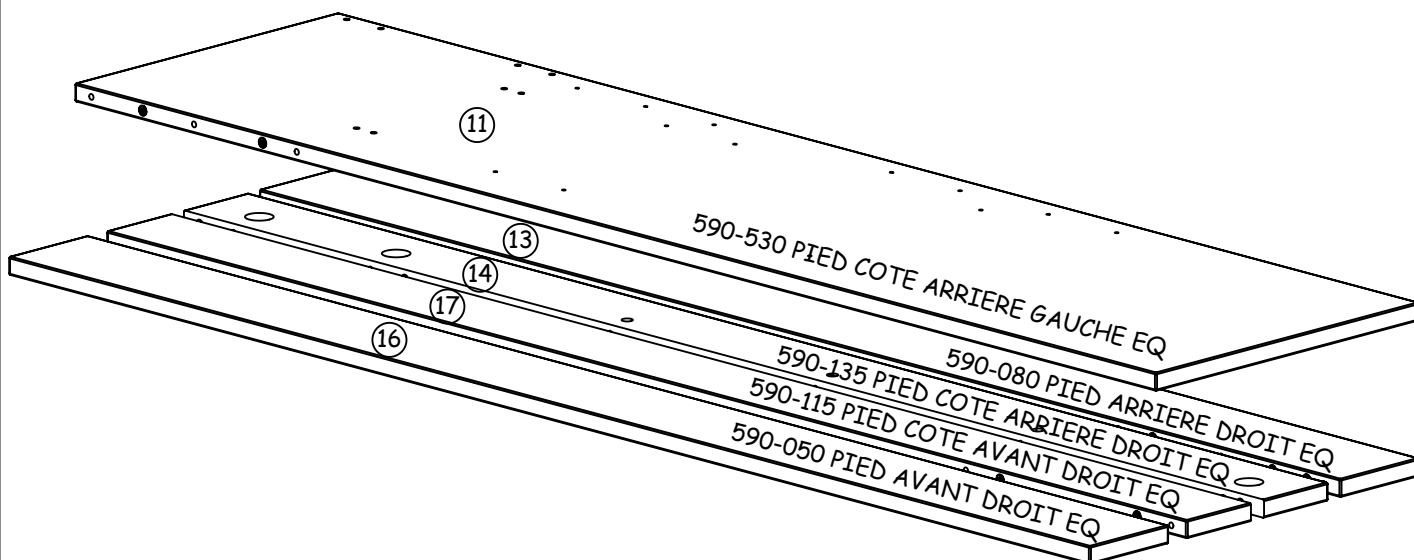
950-Quincaillerie



**COLIS 2**  
 (REF.A06.591)

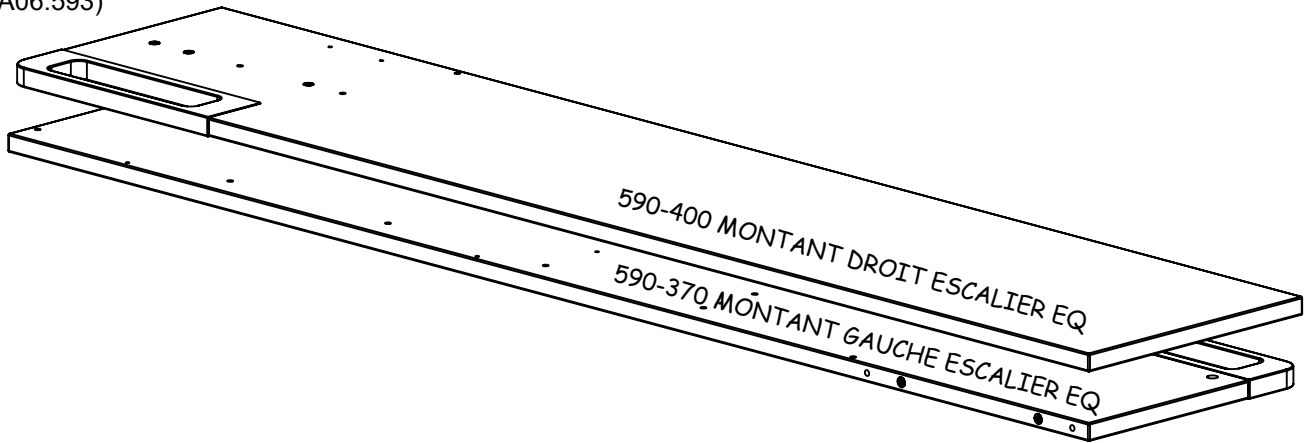


**COLIS 3**  
 (REF.A06.592)

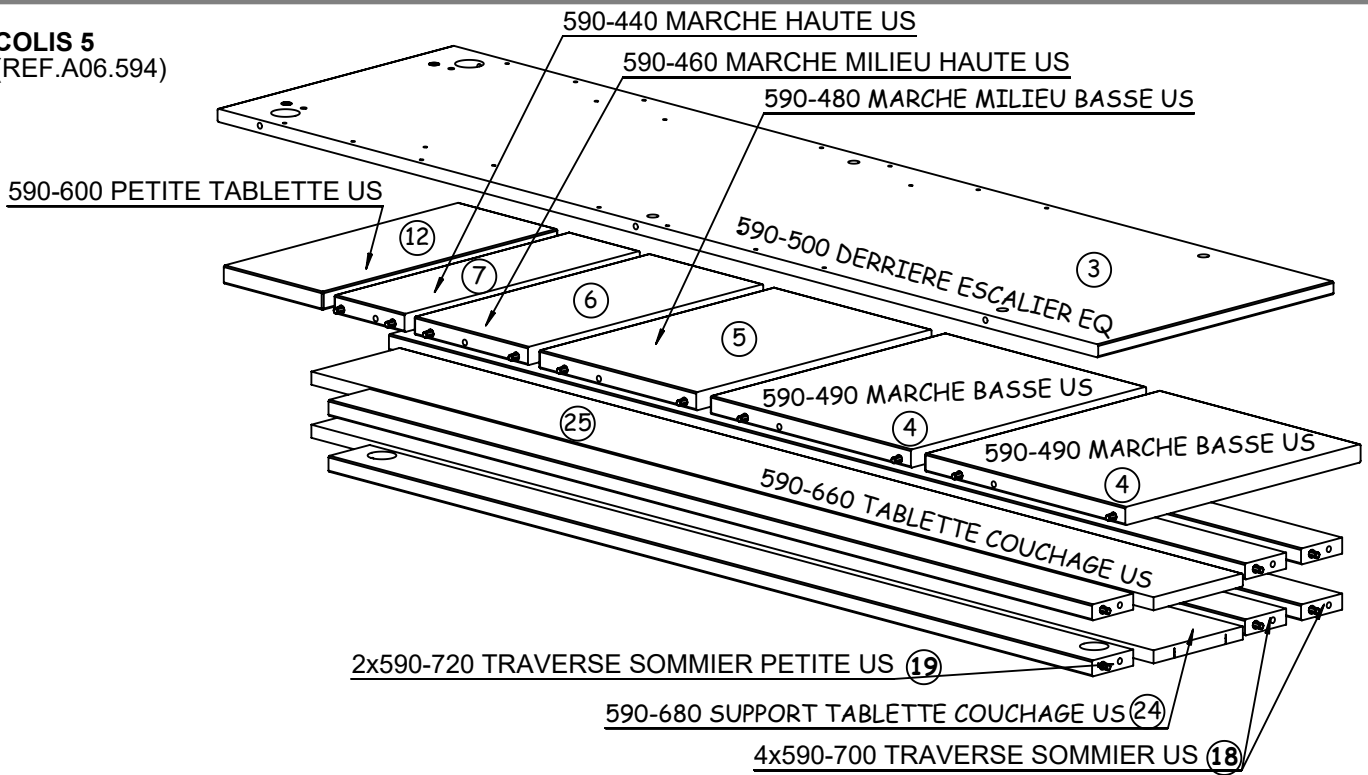


LISTE DES PIECES ET DES COLIS - LIST OF PARTS AND PACKAGES - LISTA DE PIEZAS Y DE PAQUETES  
 LIJST VAN ONDERDELEN EN COLLI - TEILE- UND PAKETLISTE - ELENCO DEI PEZZI E DEI COLLI  
 СПИСОК ИЗДЕЛИЙ И ПОСЫЛОК - PARÇA VE KOLİLERİN LİSTESİ

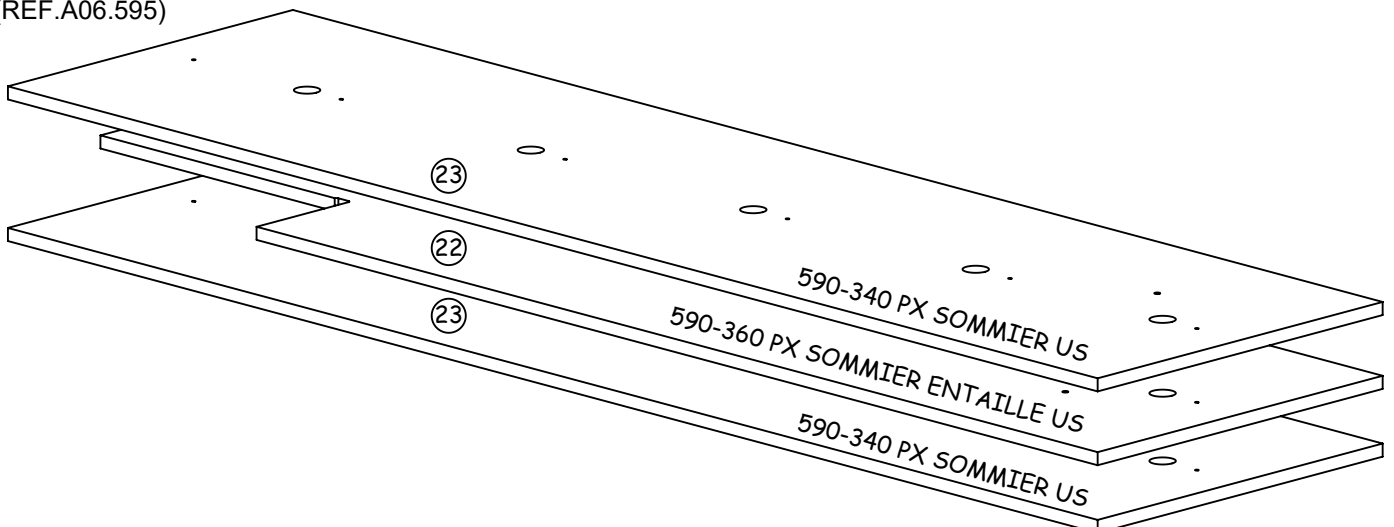
**COLIS 4**  
 (REF.A06.593)




**COLIS 5**  
 (REF.A06.594)

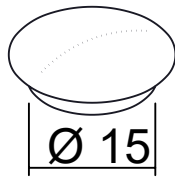


**COLIS 6**  
 (REF.A06.595)

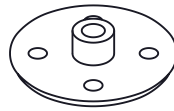




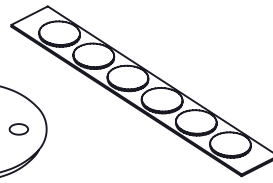
20 x Réf. 58626 gris  
6 x Réf. 7017 blanc



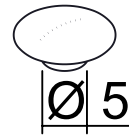
2 x Réf. 58623 gris  
6 x Réf. 37426 blanc



26 x  
Réf. 44072 gris



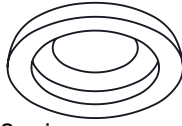
1 x  
Réf. 63760



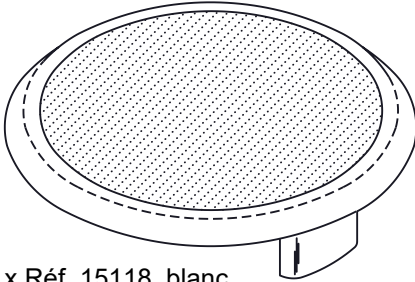
40 x  
Réf. 58621 gris



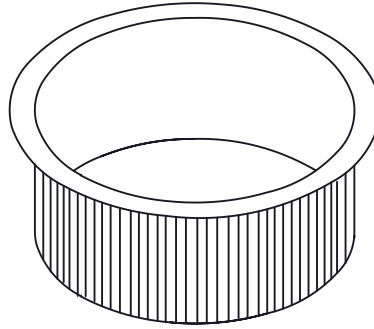
2 x  
Réf. 43886 gris



6 x  
Réf. 15922 gris



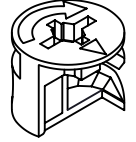
25 x Réf. 15118 blanc  
6 x Réf. 58624 gris



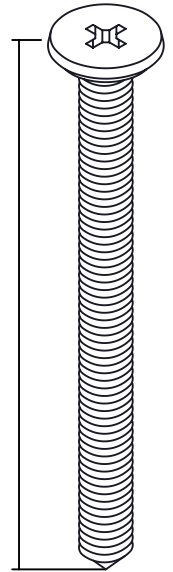
15 x  
Réf. 15178



34 x  
Réf. 62363

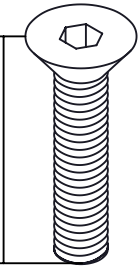


34 x  
Réf. 62370



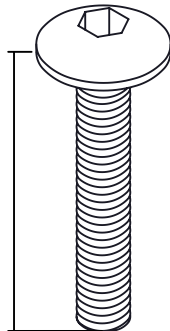
6 x  
Réf. 24672

30 mm



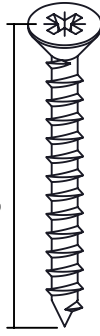
7 x  
Réf. 54914

35 mm



2 x  
Réf. 33735

40 mm




18 x  
Réf. 50938



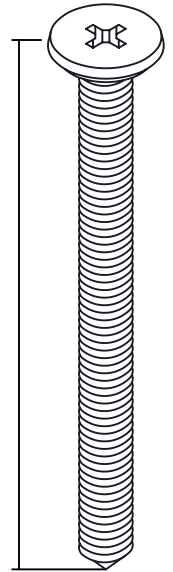
28 x  
Réf. 22426

50 mm

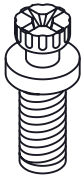


2 x  
Réf. 13683

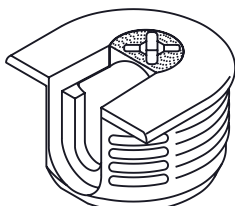
70 mm



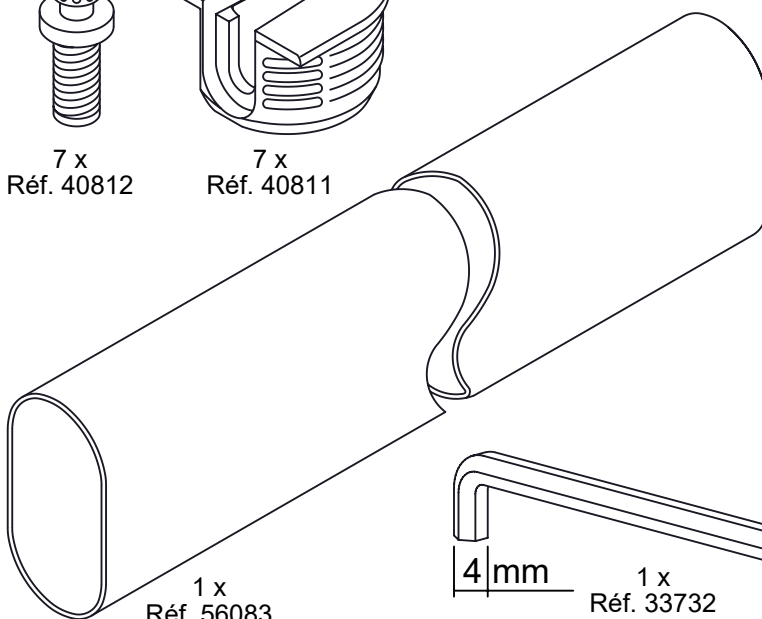
6 x  
Réf. 24672



7 x  
Réf. 40812



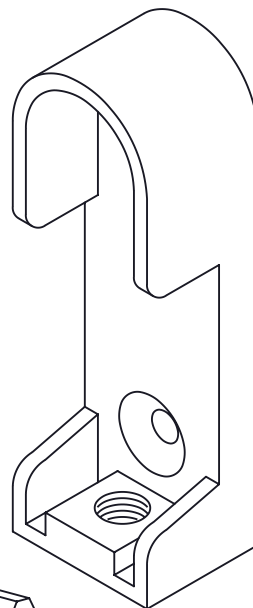
7 x  
Réf. 40811



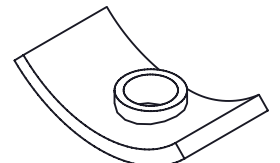
1 x  
Réf. 56083



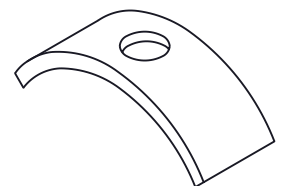
4 mm  
1 x  
Réf. 33732



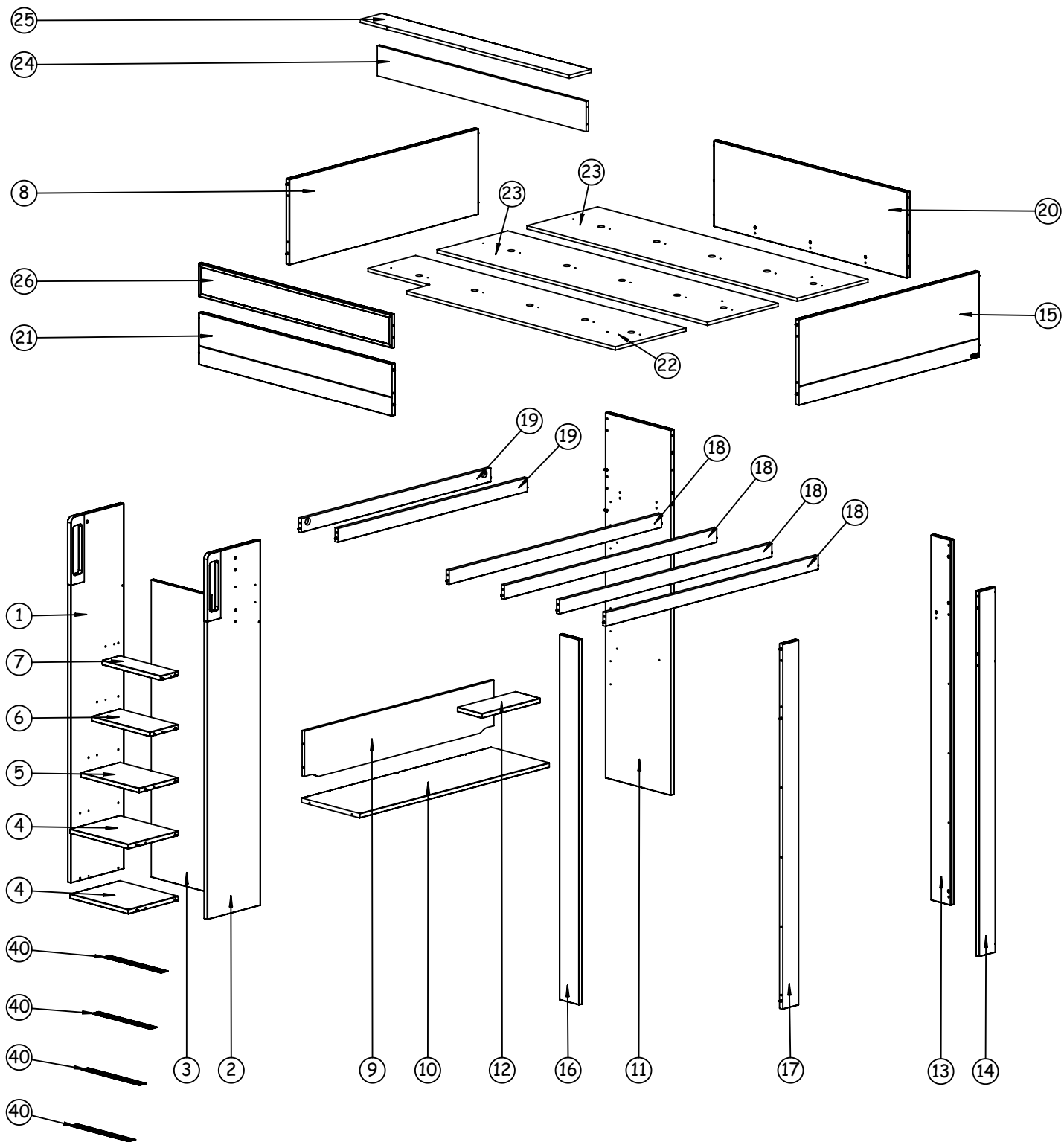
2 x  
Réf. 20298

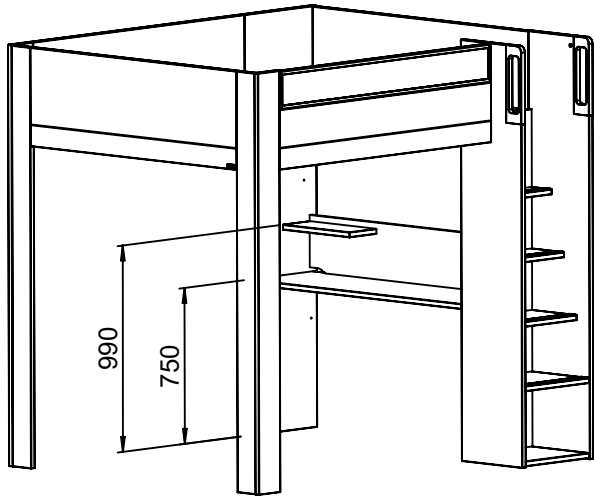


6 x  
Réf. 60926

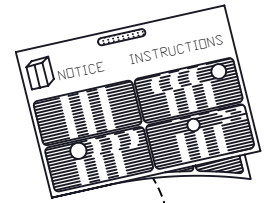


28 x  
Réf. 363

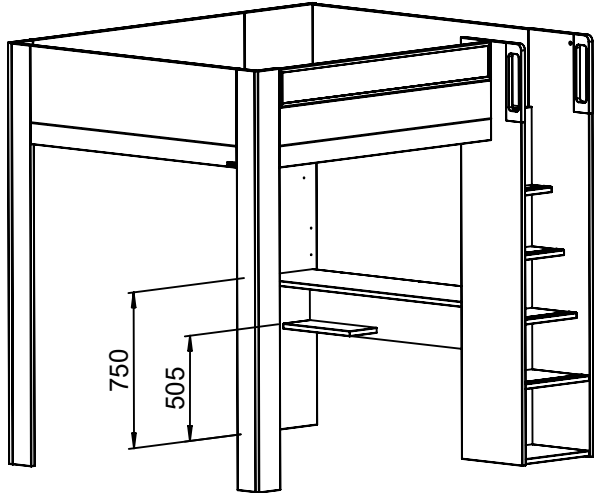




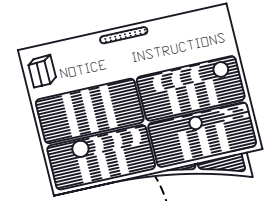
**Ba**



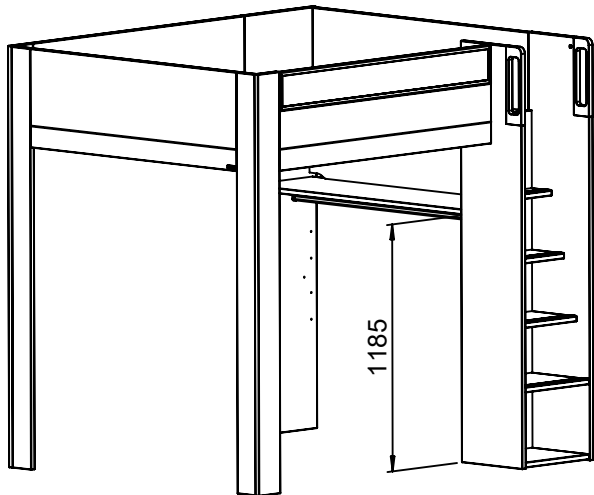
**11/44**




**Bb**



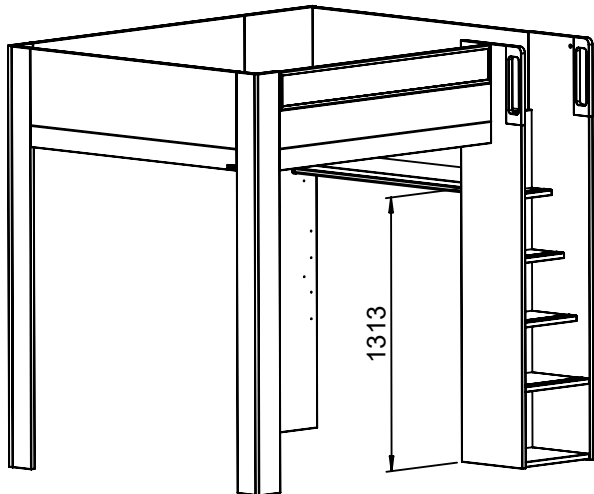
**17/44**




**Bc**



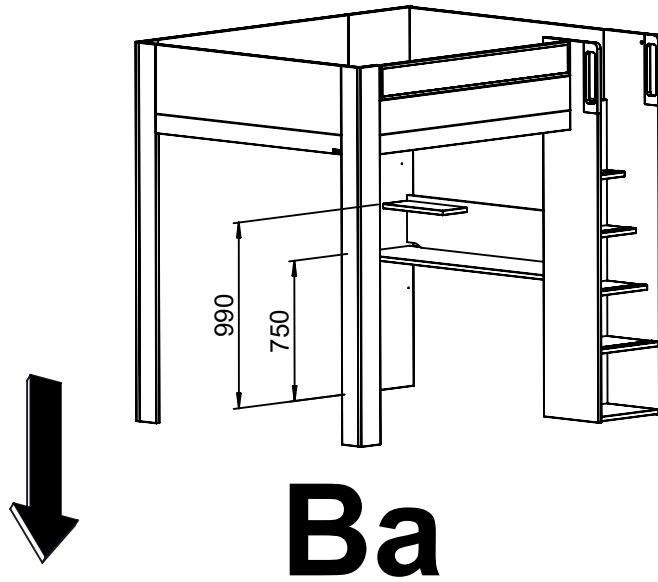
**23/44**



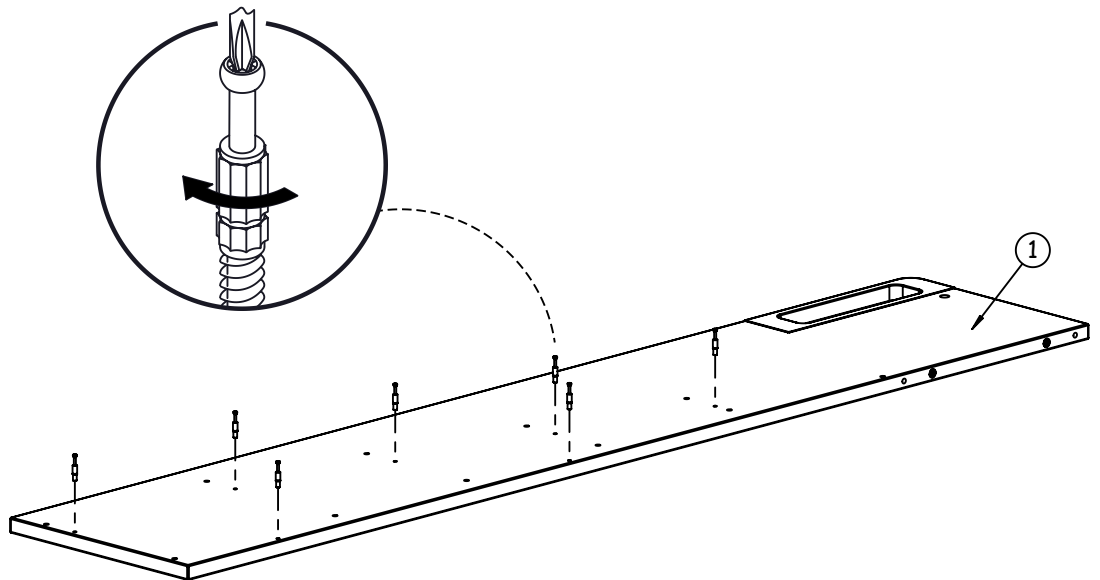
**Bd**



**29/44**

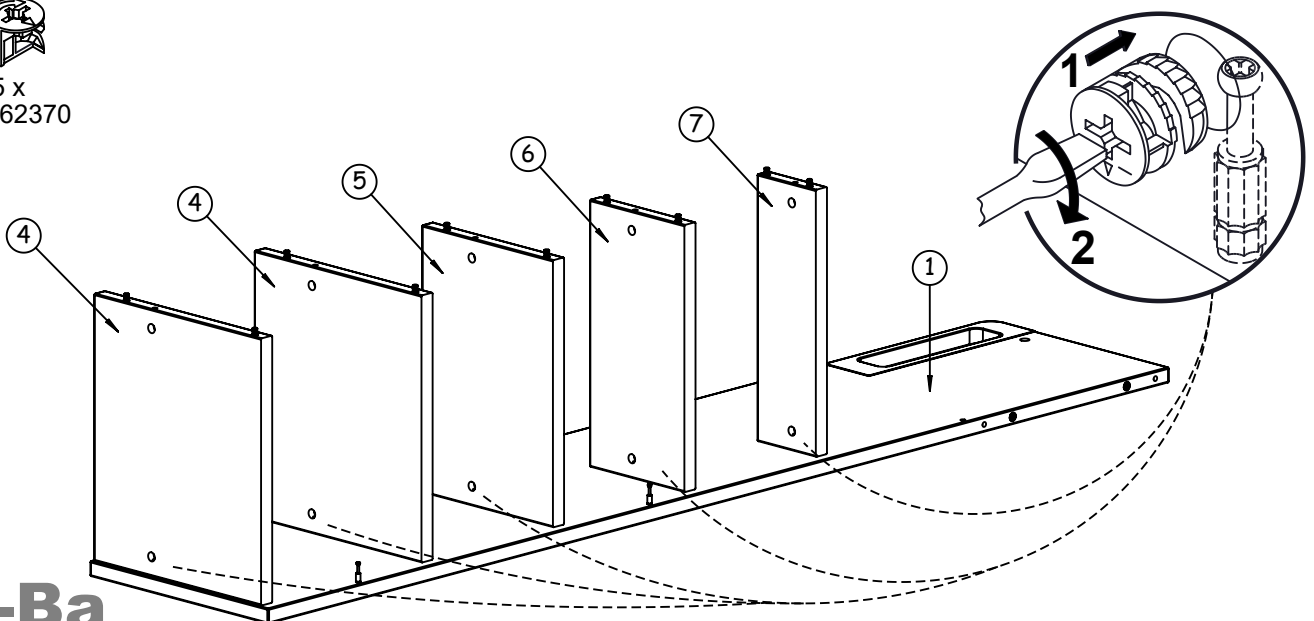


7 x  
Réf. 62363



## 1-Ba

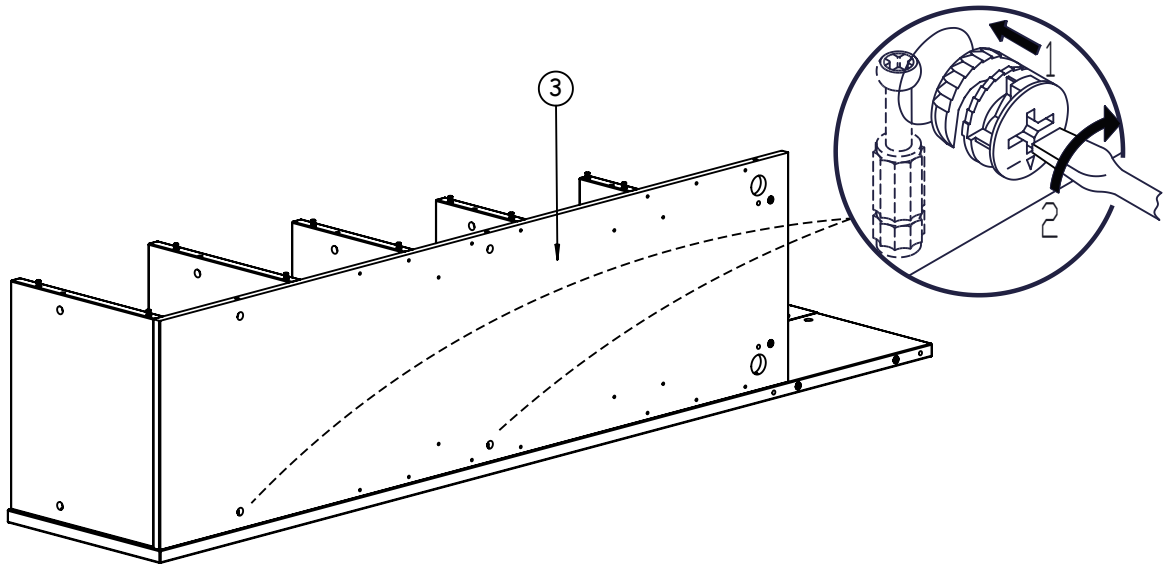
5 x  
Réf. 62370



## 2-Ba



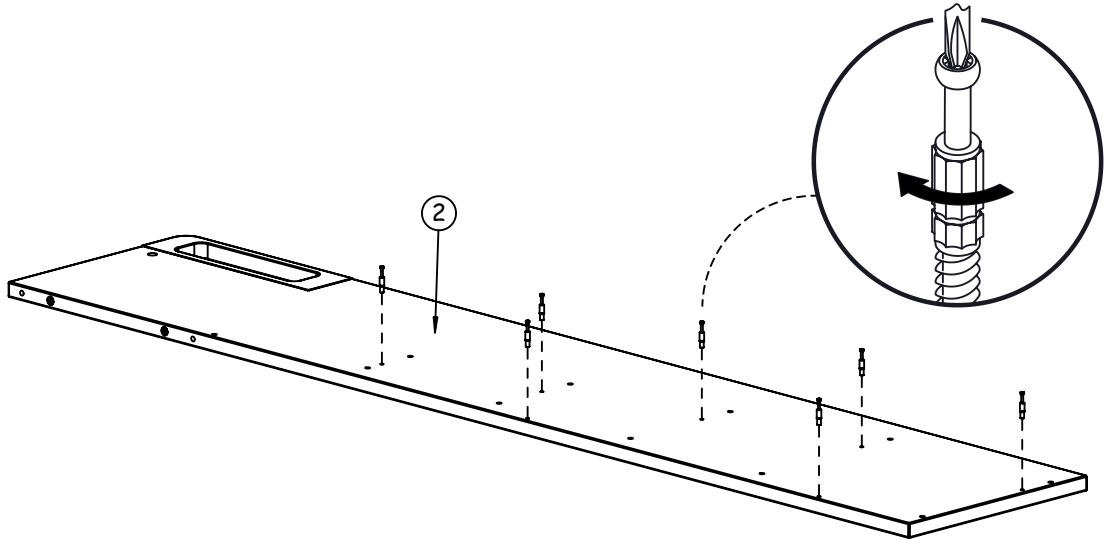
2 x  
Réf. 62370



**3Ba**



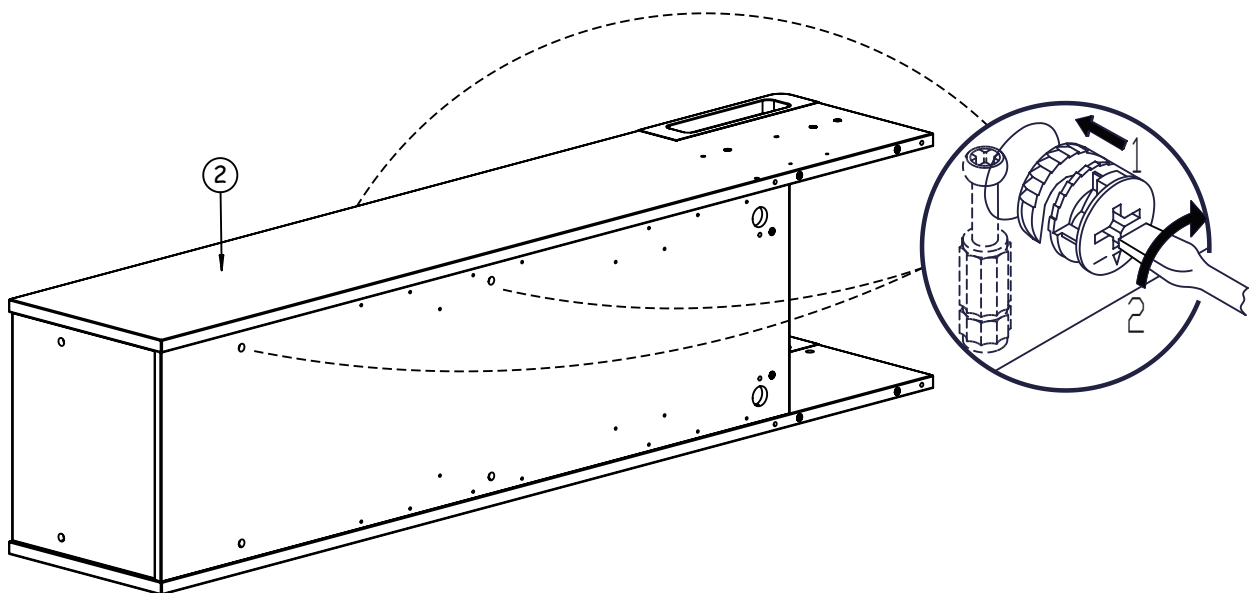
7 x  
Réf. 62363



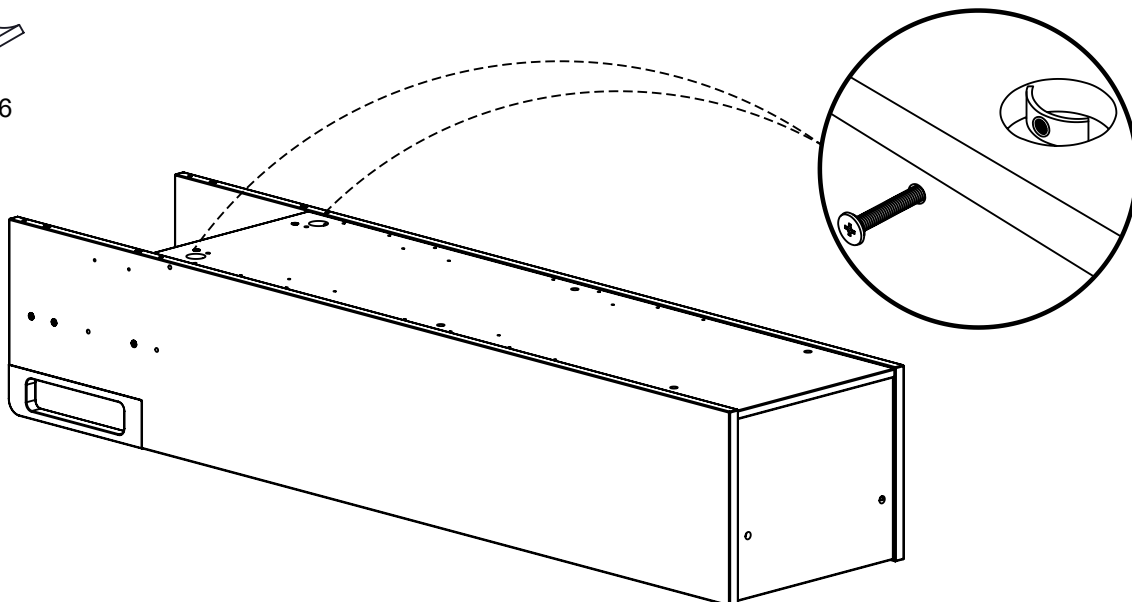
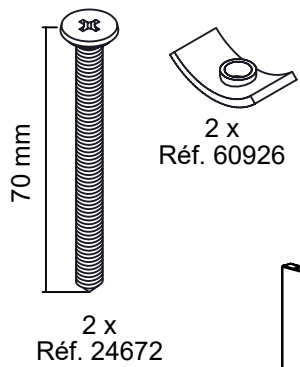
**4Ba**



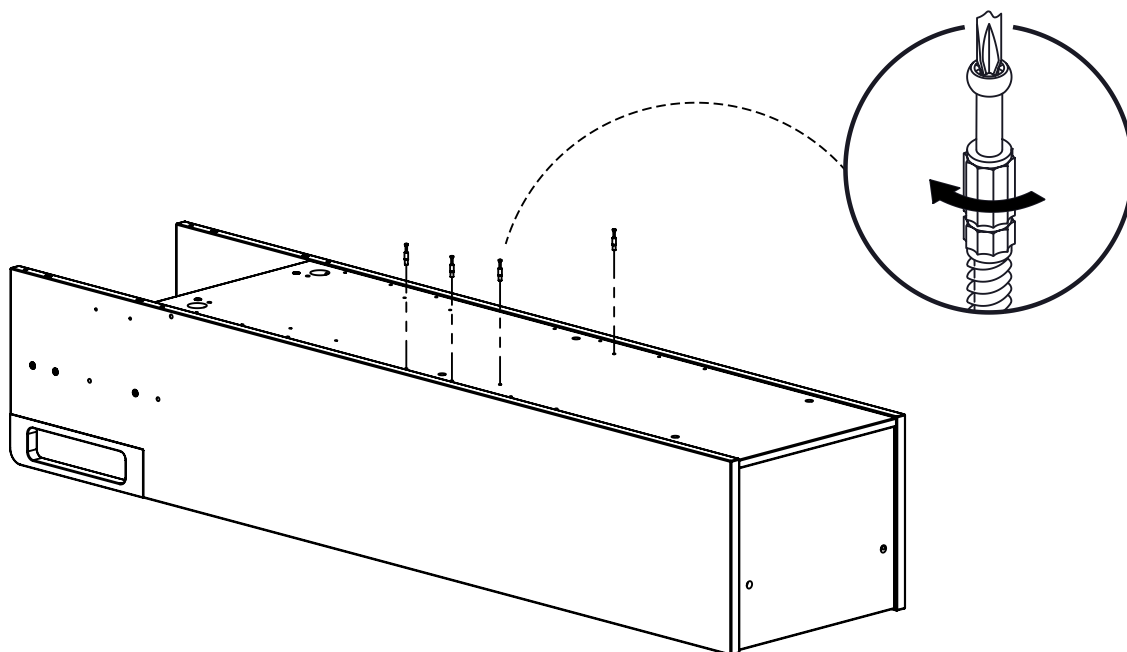
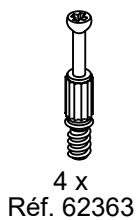
7 x  
Réf. 62370



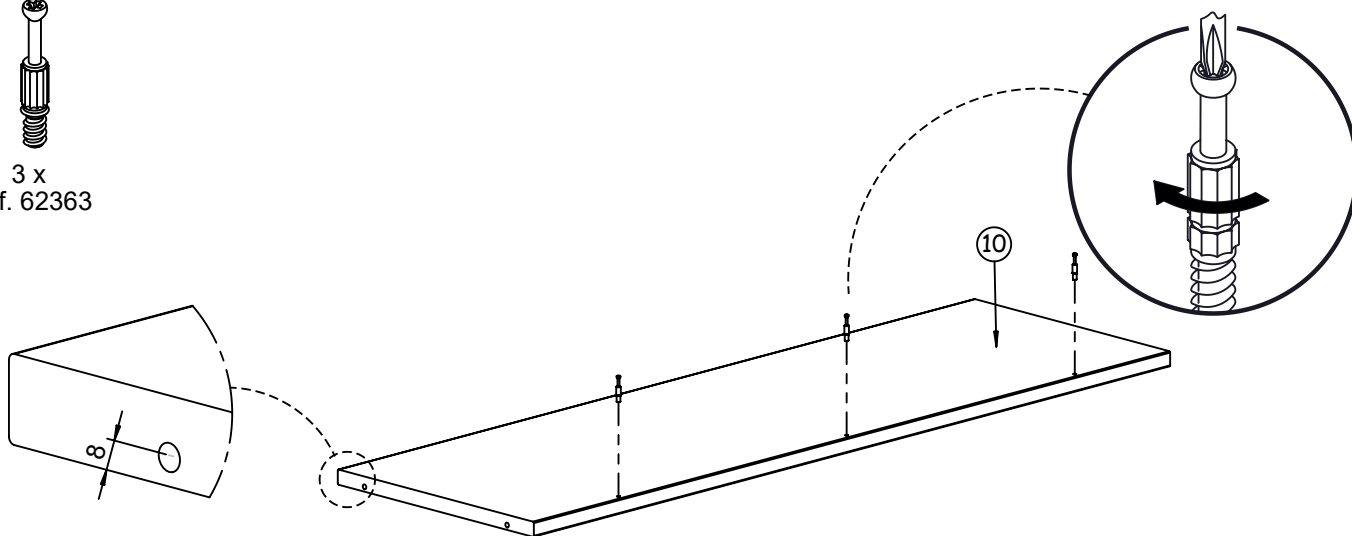
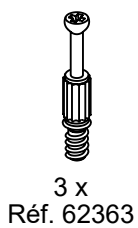
**5Ba**



**6Ba**



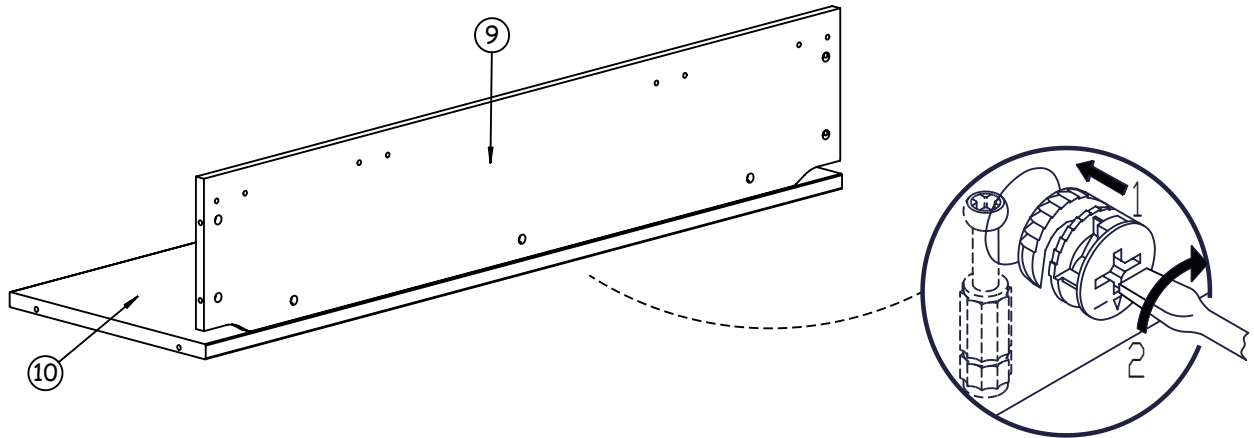
**7Ba**



**8Ba**



3 x  
Réf. 62370



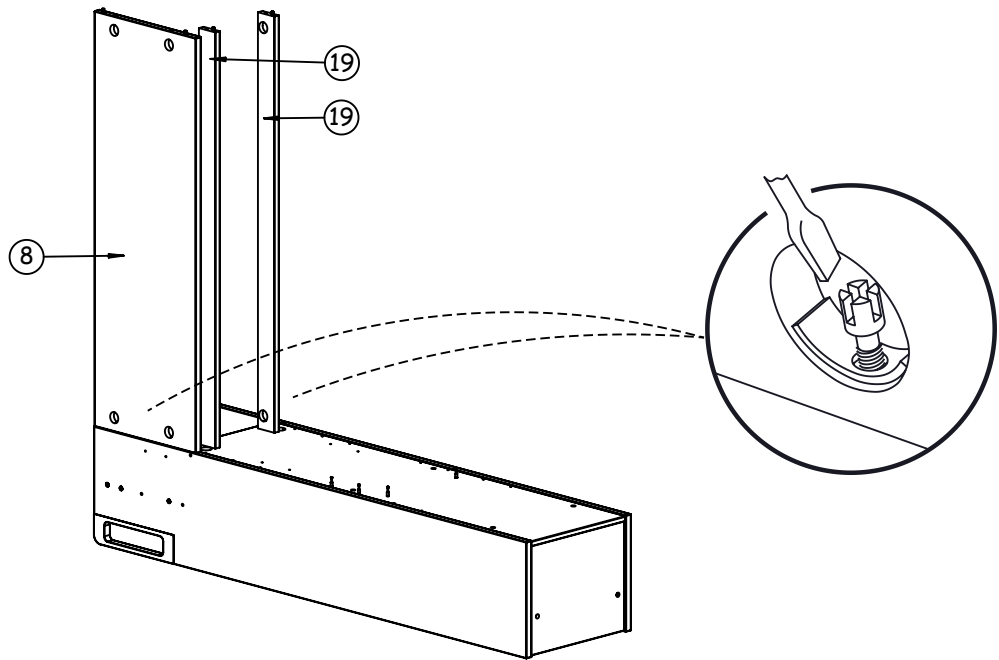
## 9Ba



4 x  
Réf. 22426



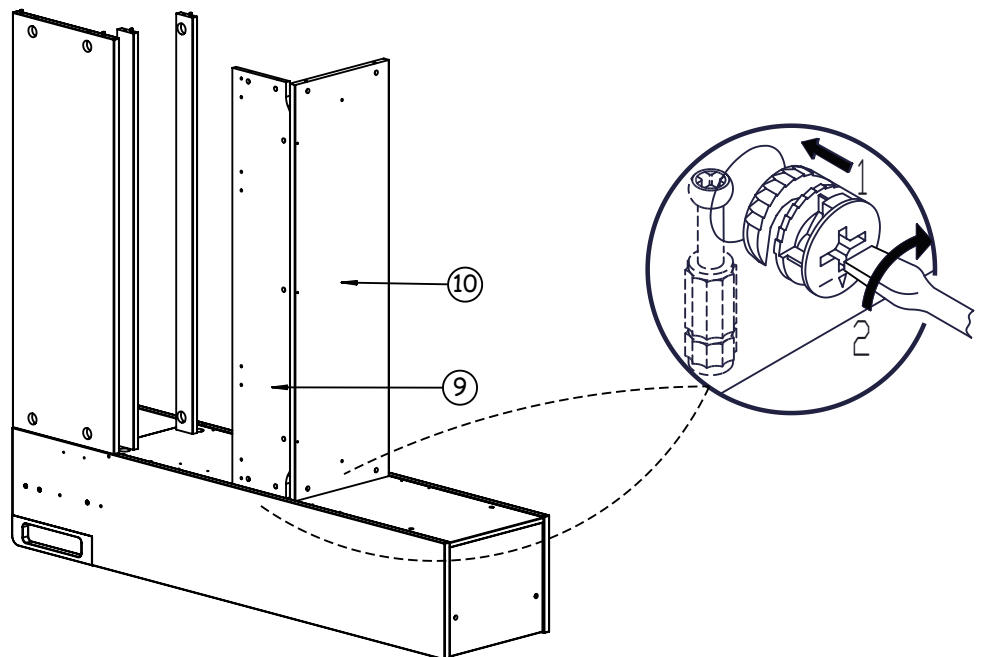
4 x  
Réf. 363



## 10Ba



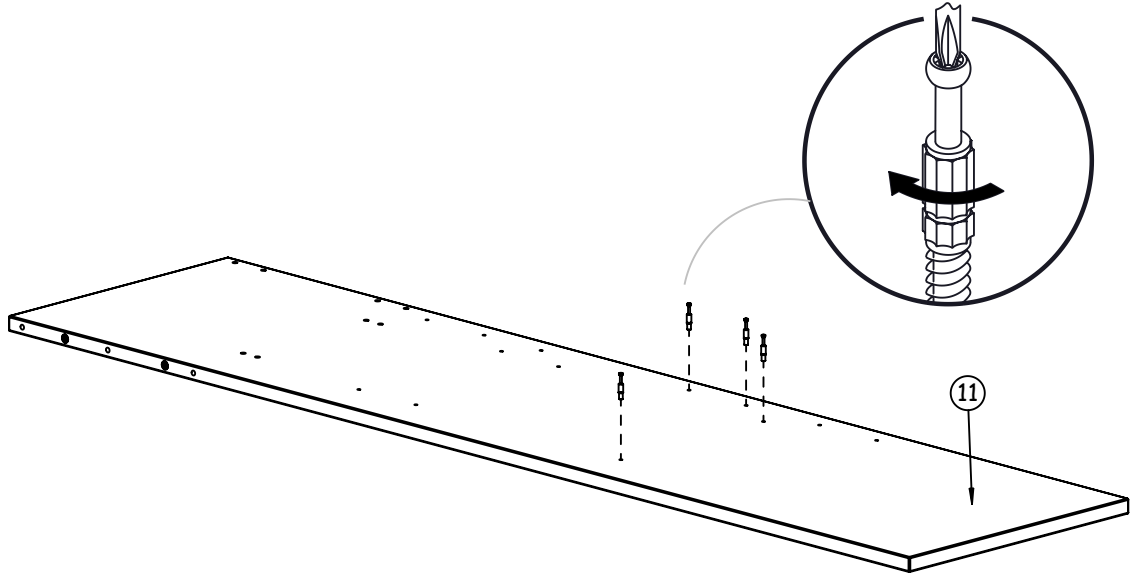
4 x  
Réf. 62370



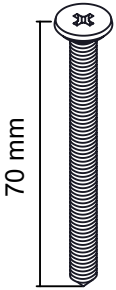
## 11Ba



4 x  
Réf. 62363



# 12Ba



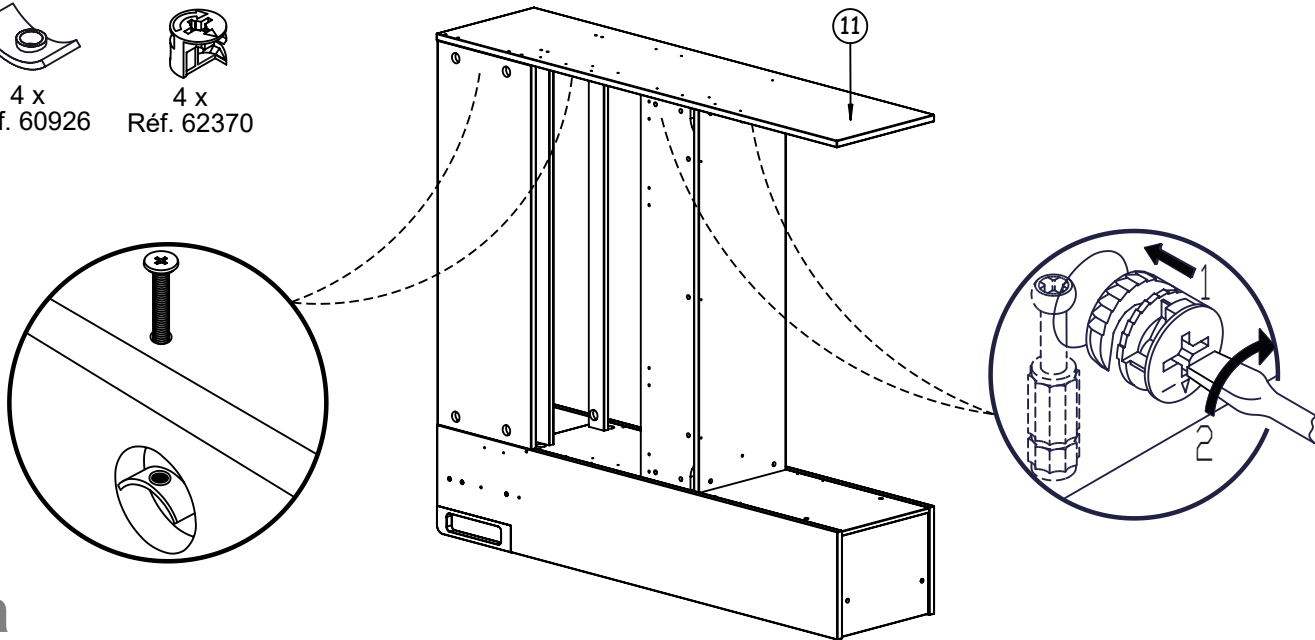
4 x  
Réf. 24672



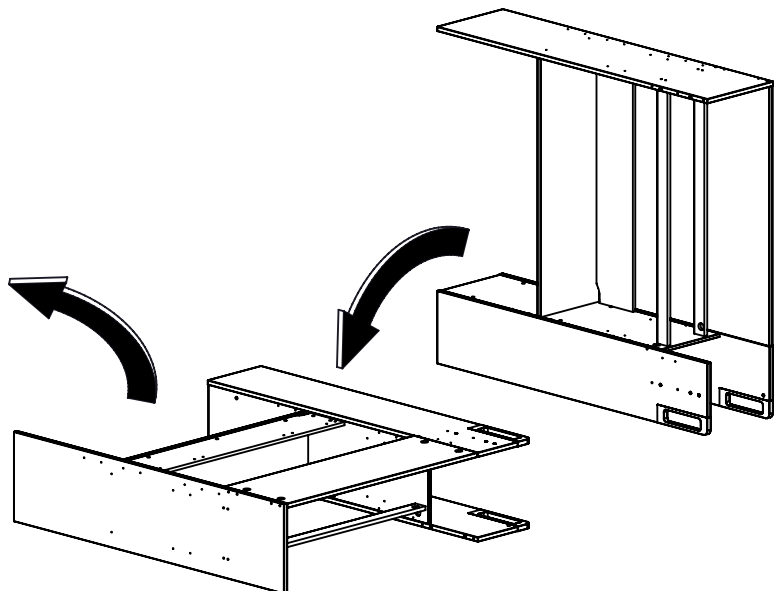
4 x  
Réf. 60926



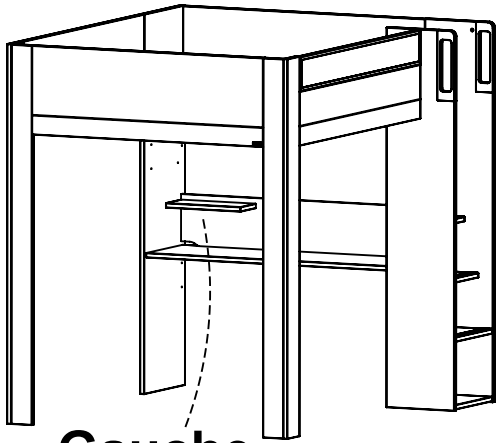
4 x  
Réf. 62370



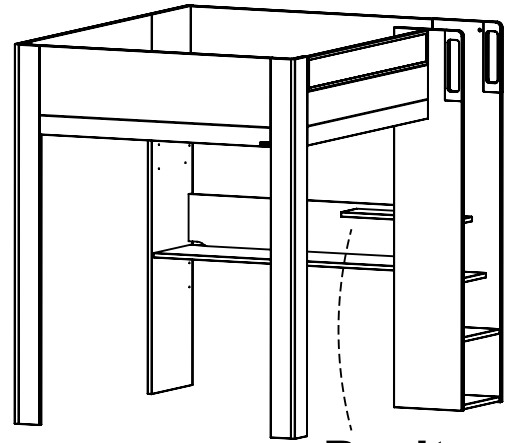
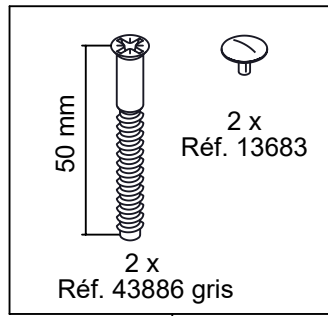
# 13Ba



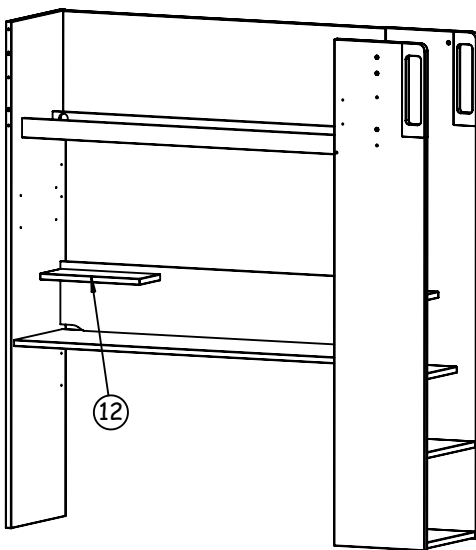
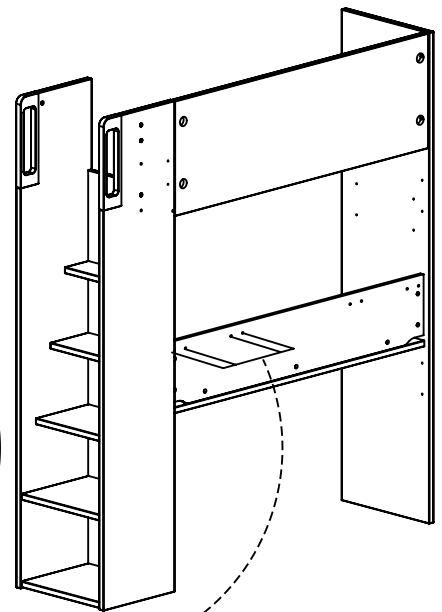
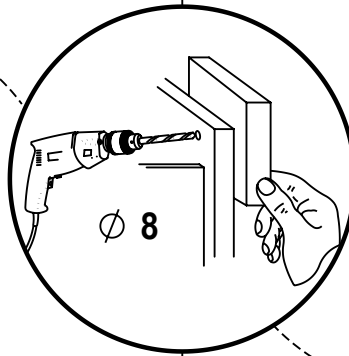
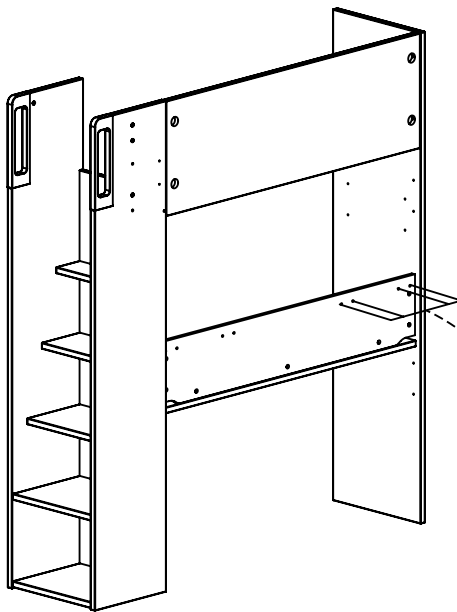

# 14Ba



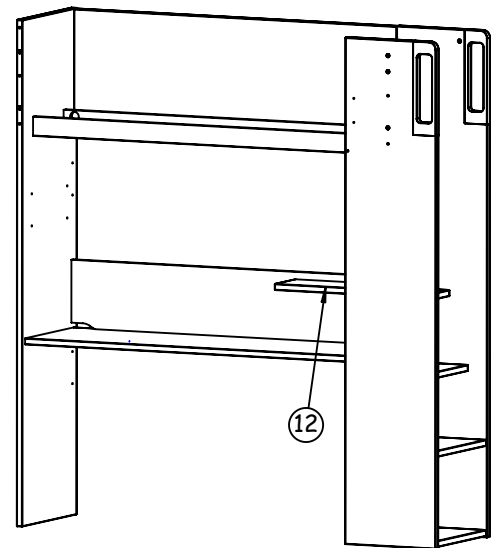
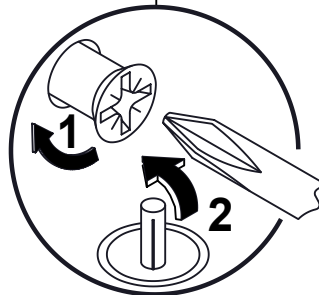
**Gauche  
Left**



**Droite  
Right**



12




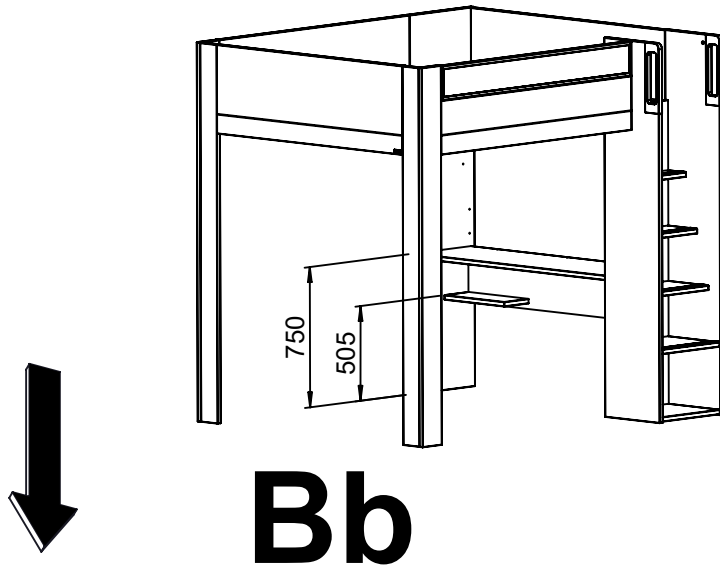
12


**15Ba**

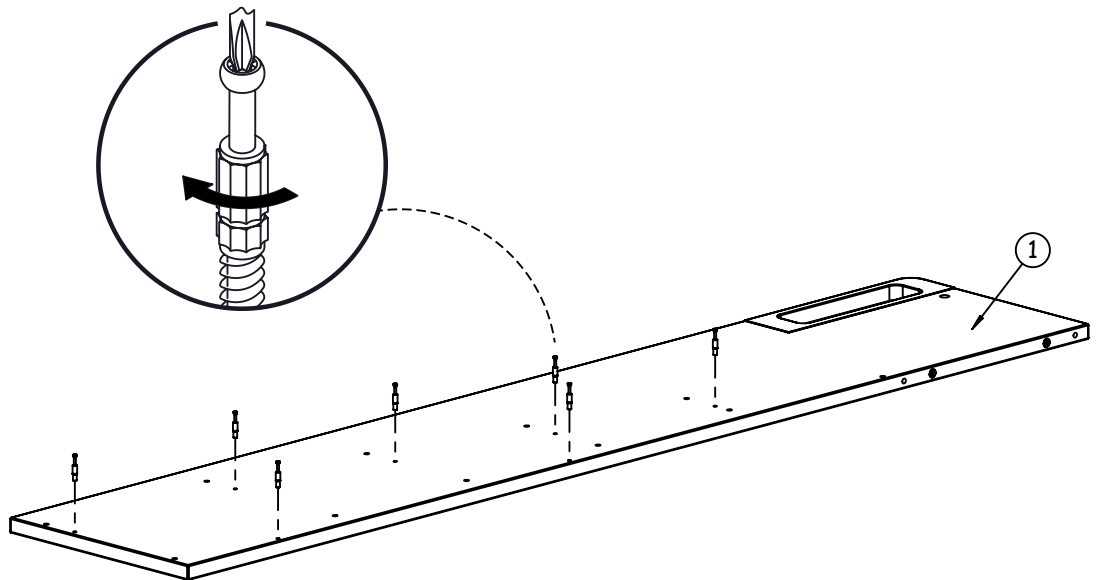


**35/44**



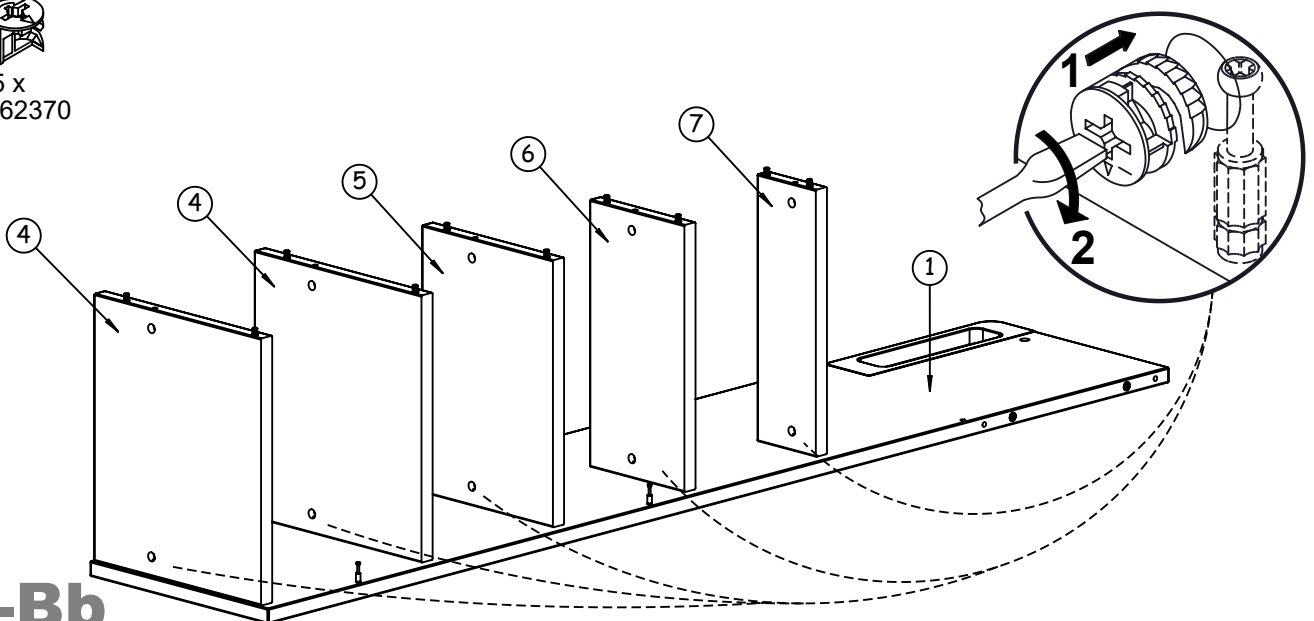


  
7 x  
Réf. 62363



**1-Bb**

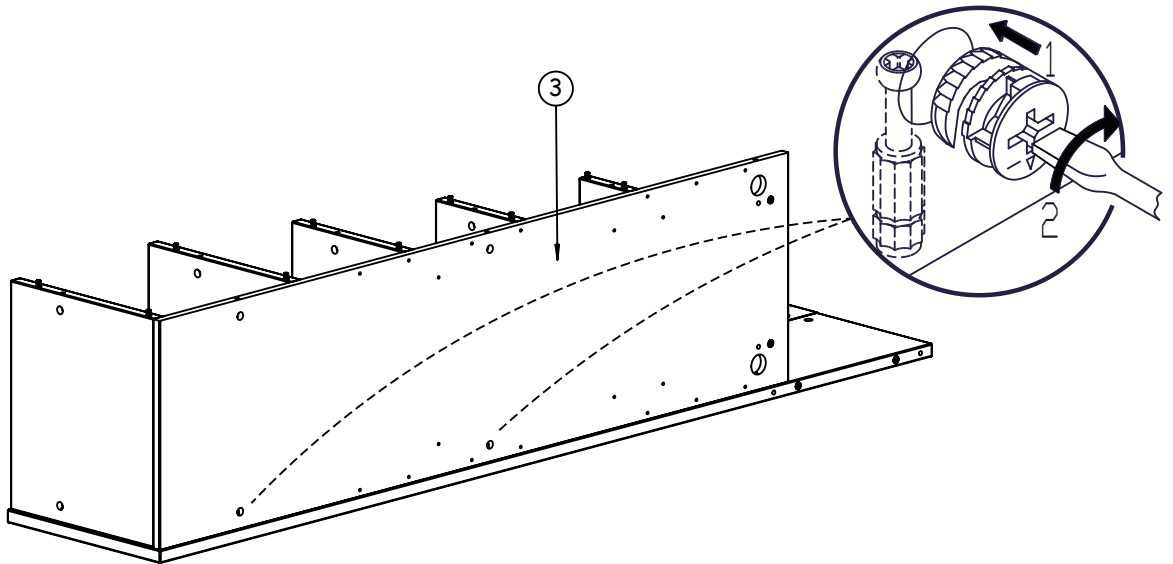
  
5 x  
Réf. 62370



**2-Bb**



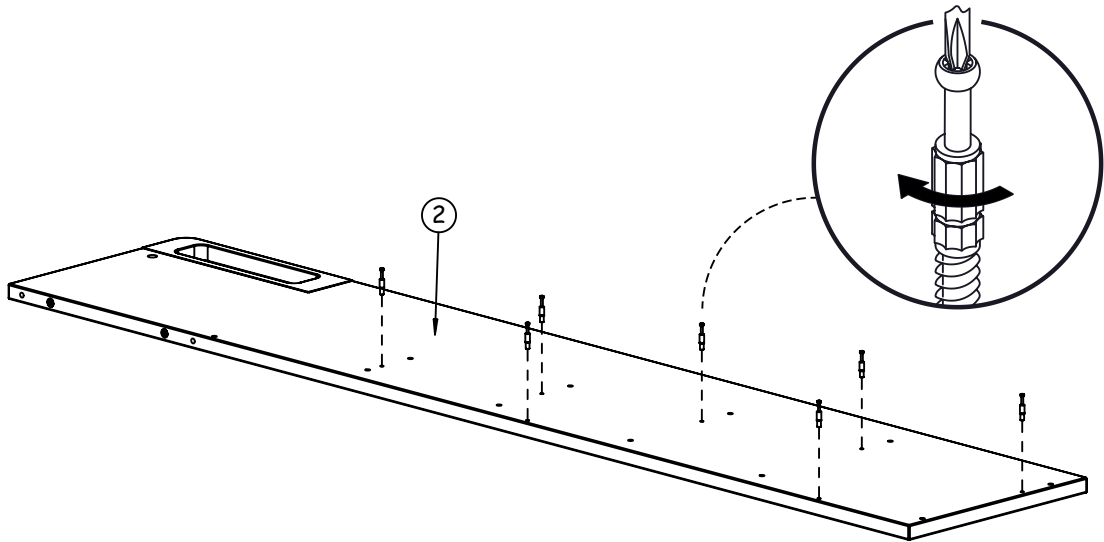
2 x  
Réf. 62370



**3Bb**



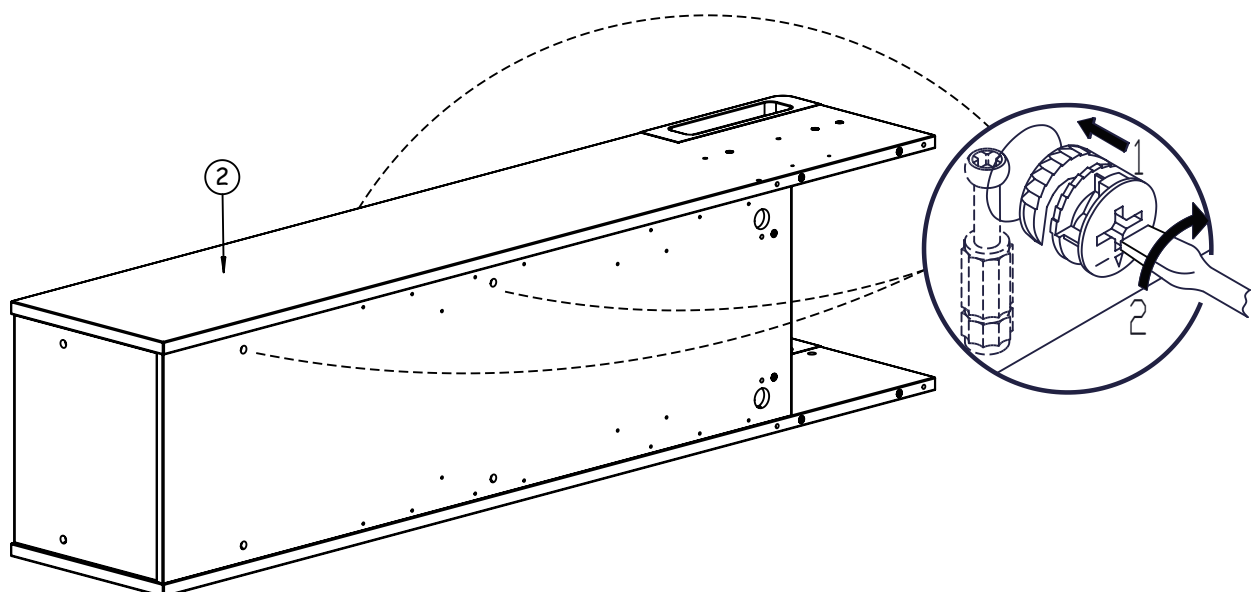
7 x  
Réf. 62363



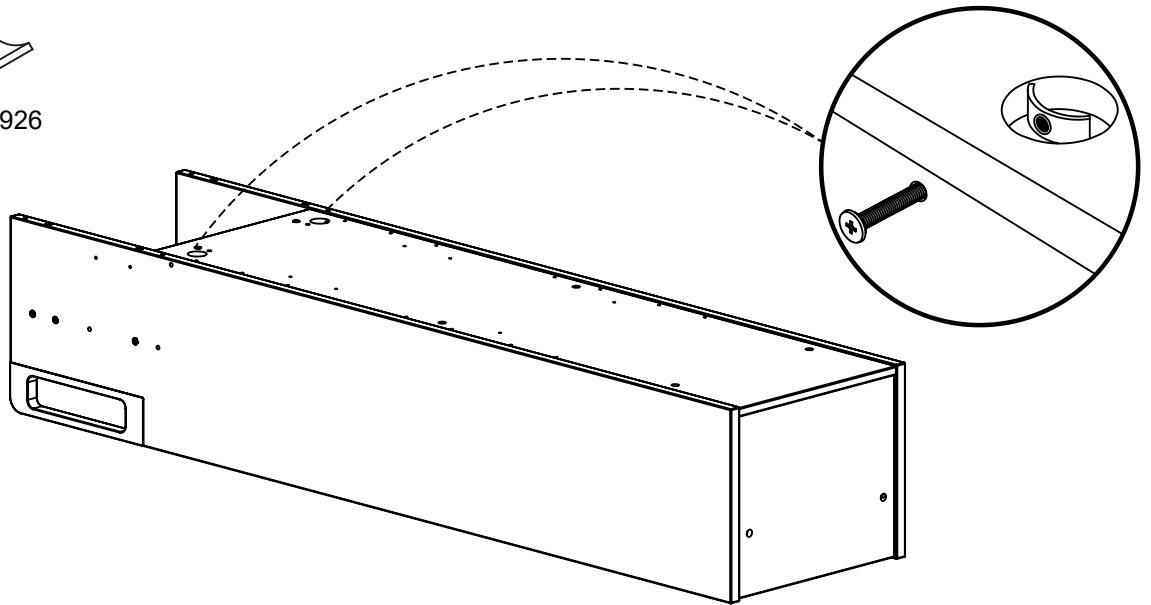
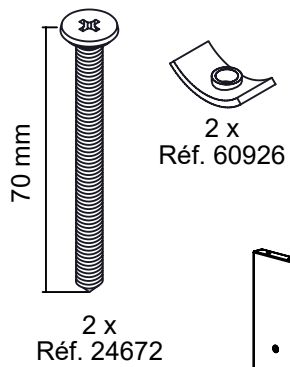
**4Bb**



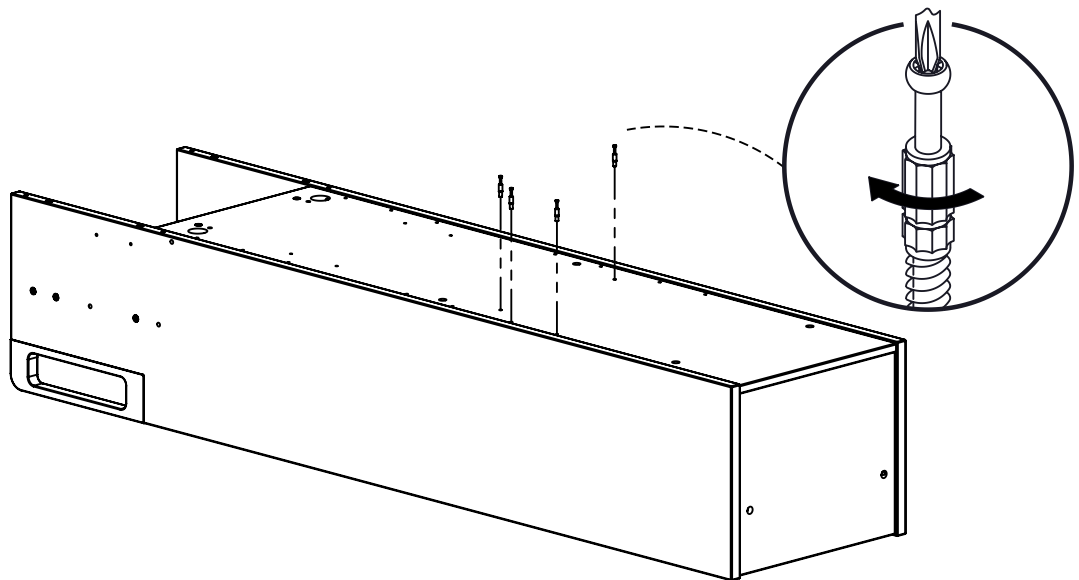
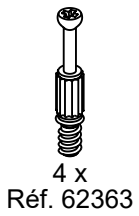
7 x  
Réf. 62370



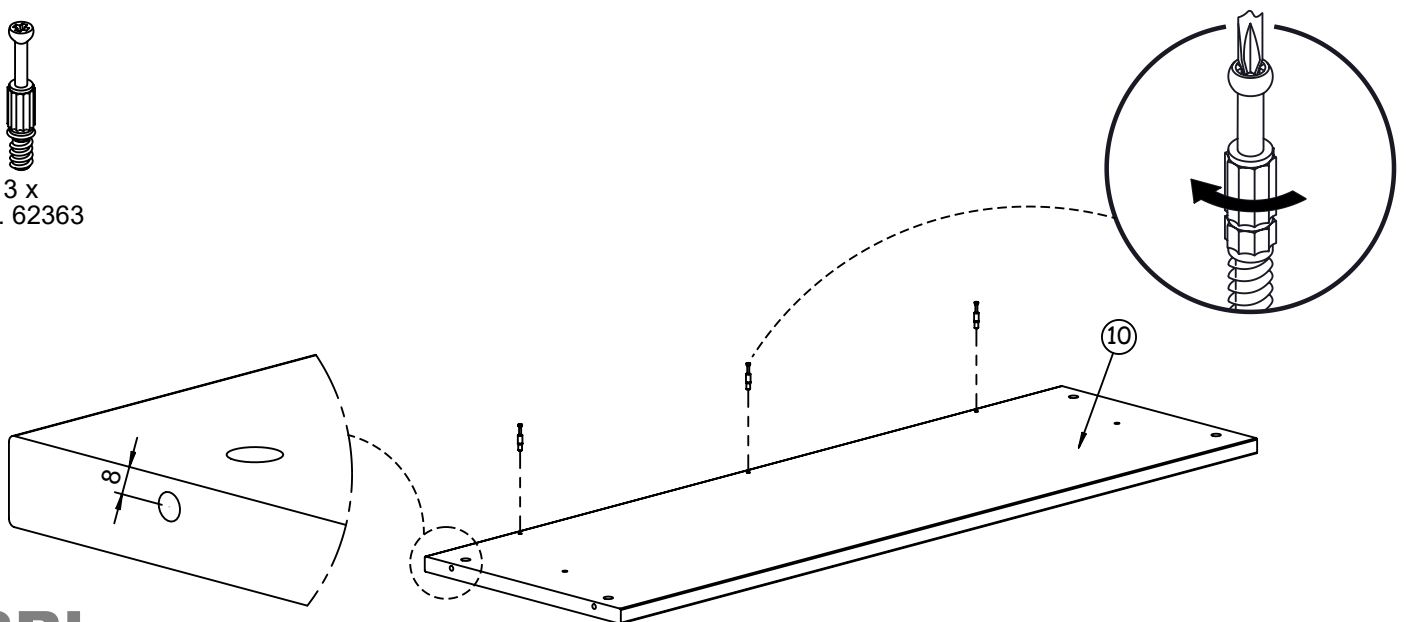
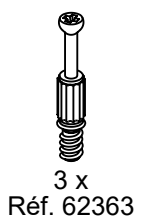
**5Bb**



**6Bb**



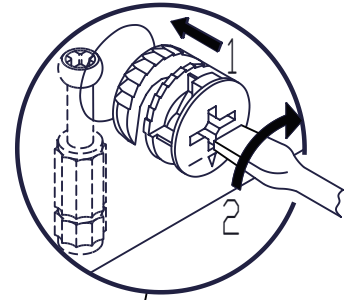
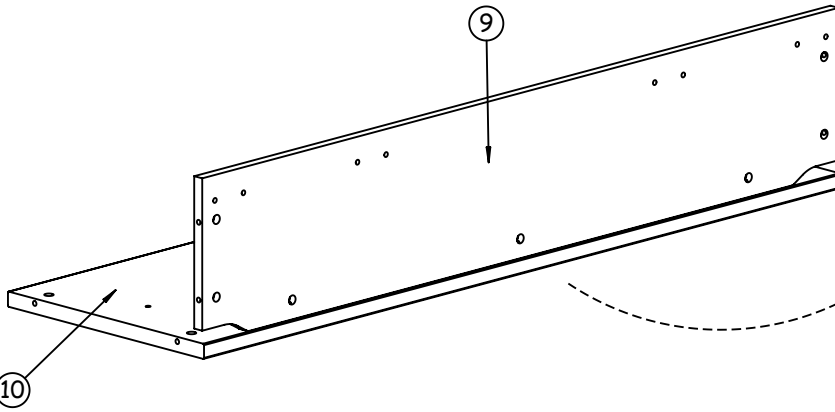
**7Bb**



**8Bb**



3 x  
Réf. 62370



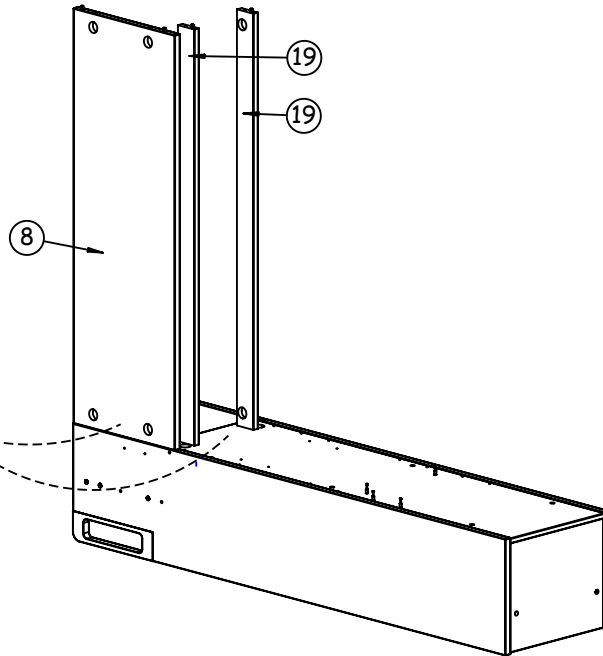
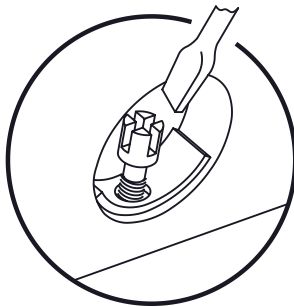
**9Bb**



4 x  
Réf. 22426



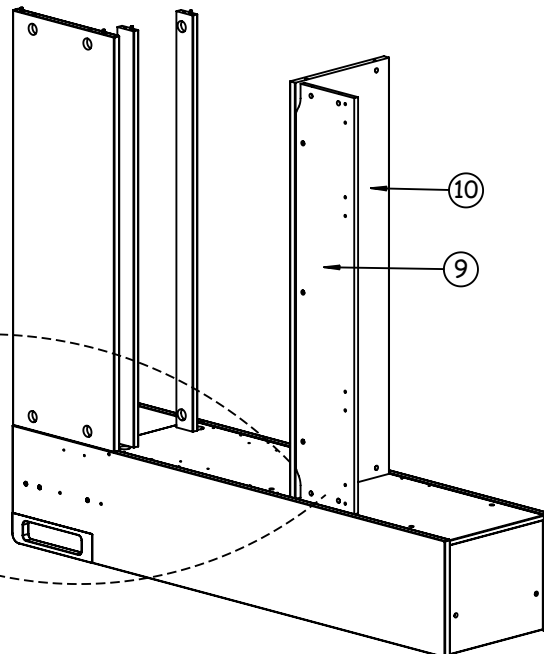
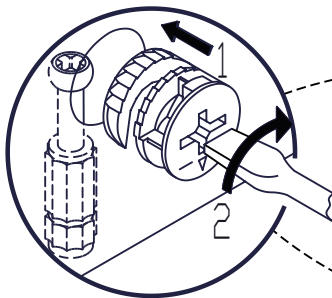
4 x  
Réf. 363



**10Bb**



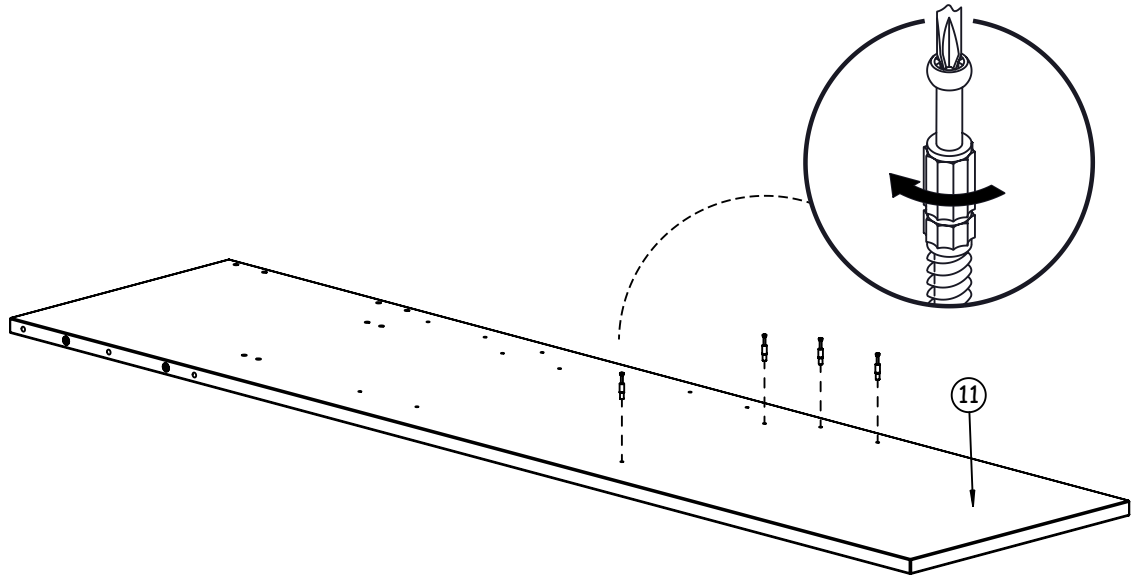
4 x  
Réf. 62370



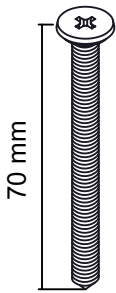
**11Bb**



4 x  
Réf. 62363



## 12Bb



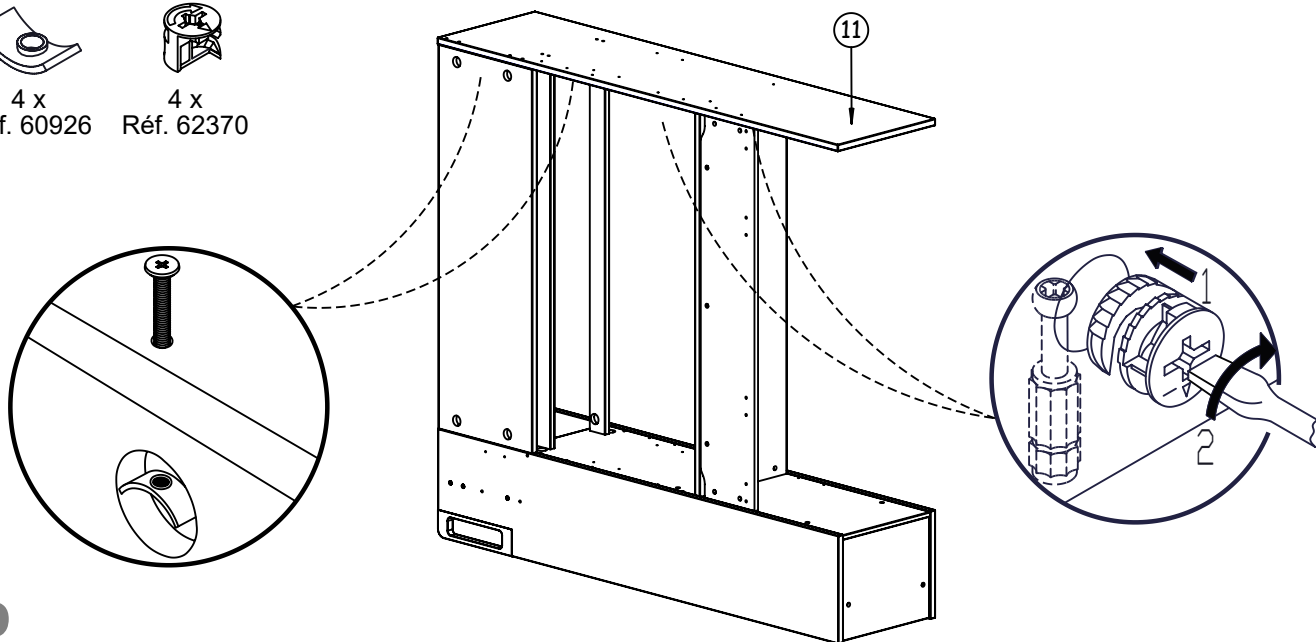
4 x  
Réf. 24672



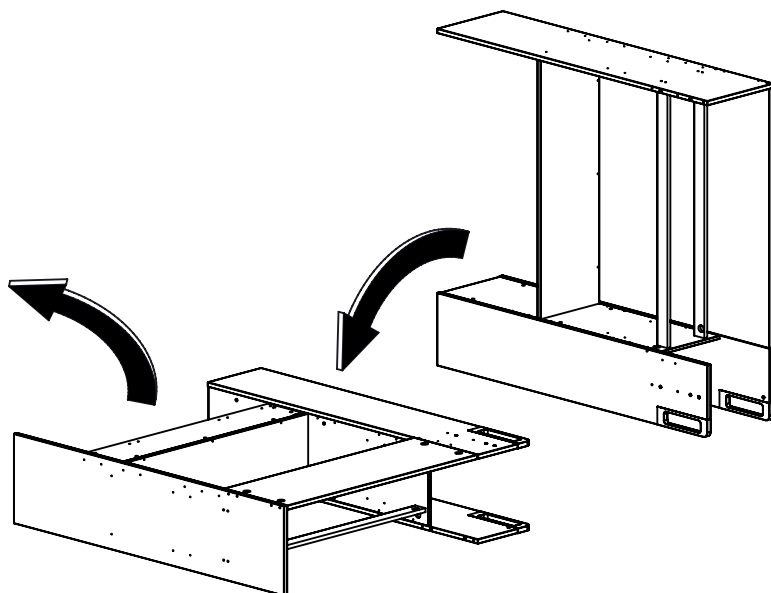
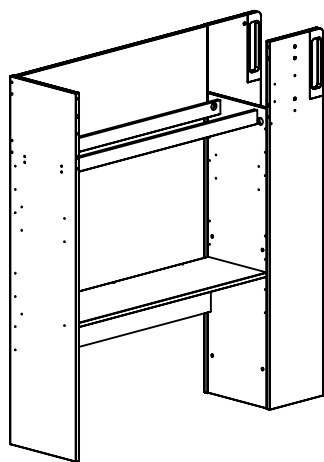
4 x  
Réf. 60926



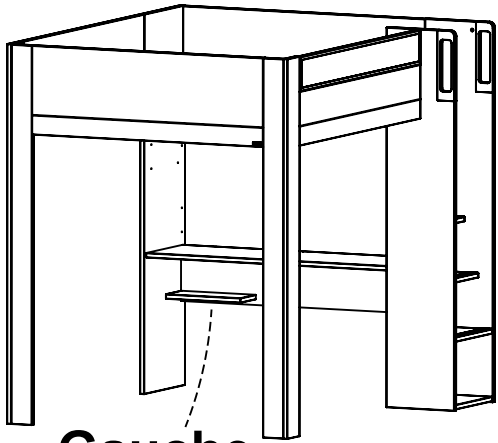
4 x  
Réf. 62370



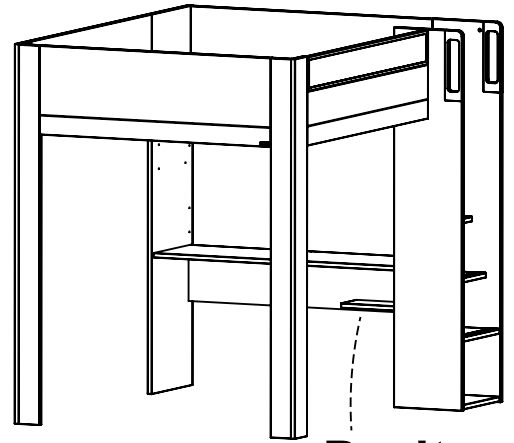
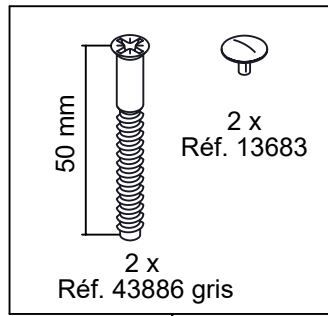
## 13Bb



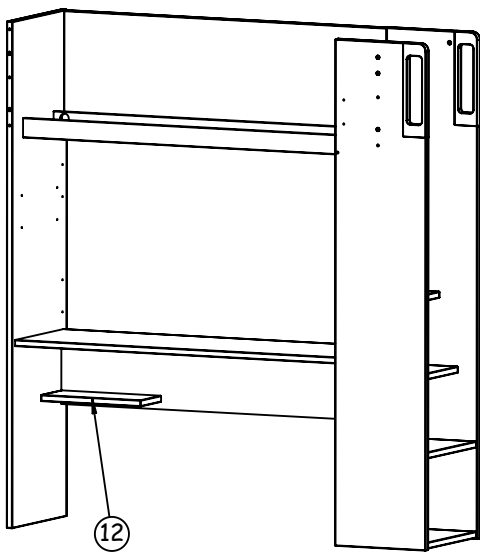
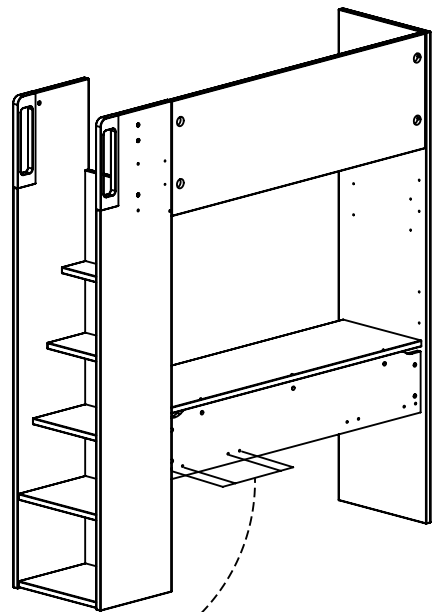
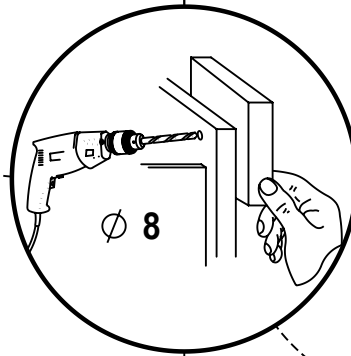
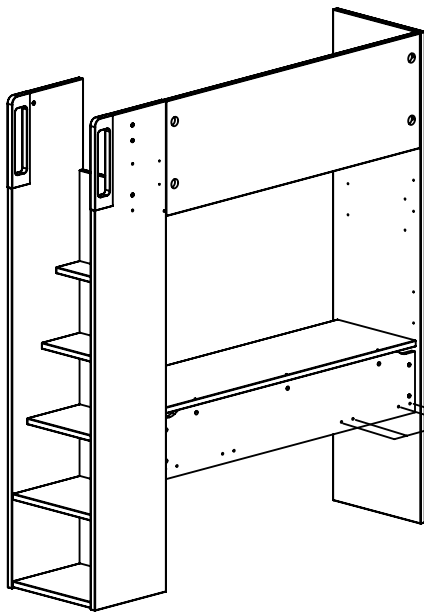

## 14Bb



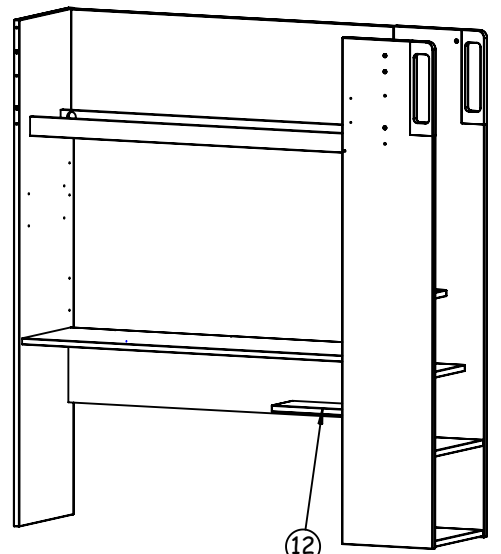
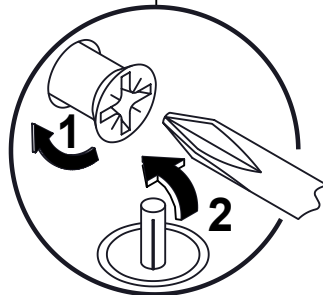
**Gauche  
Left**



**Droite  
Right**



12




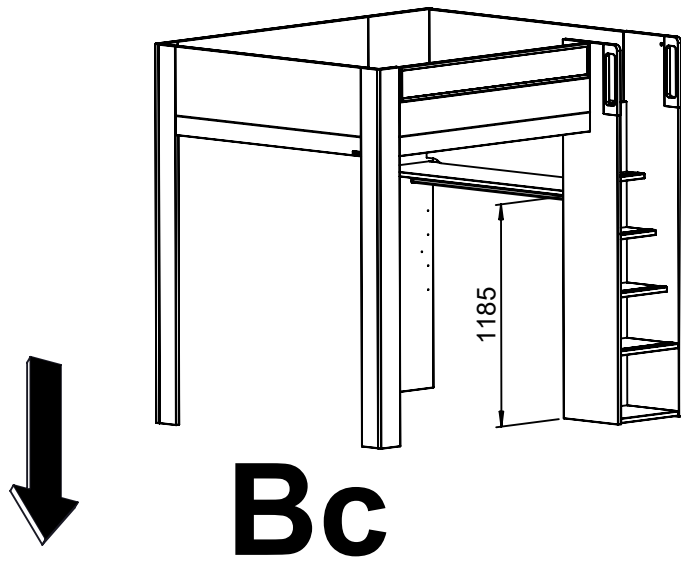
12


**15Bb**

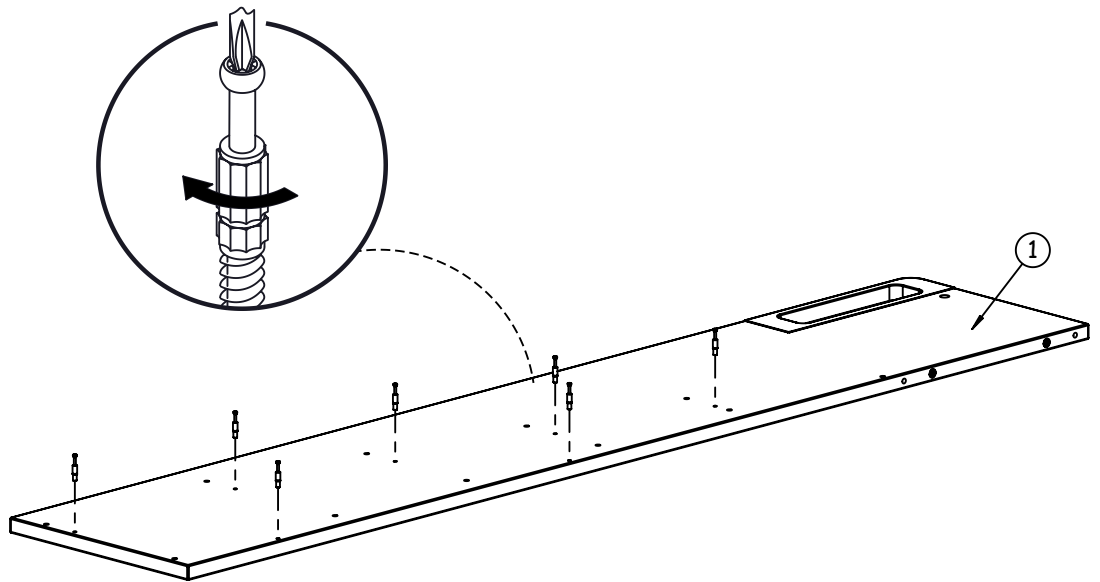


**35/44**



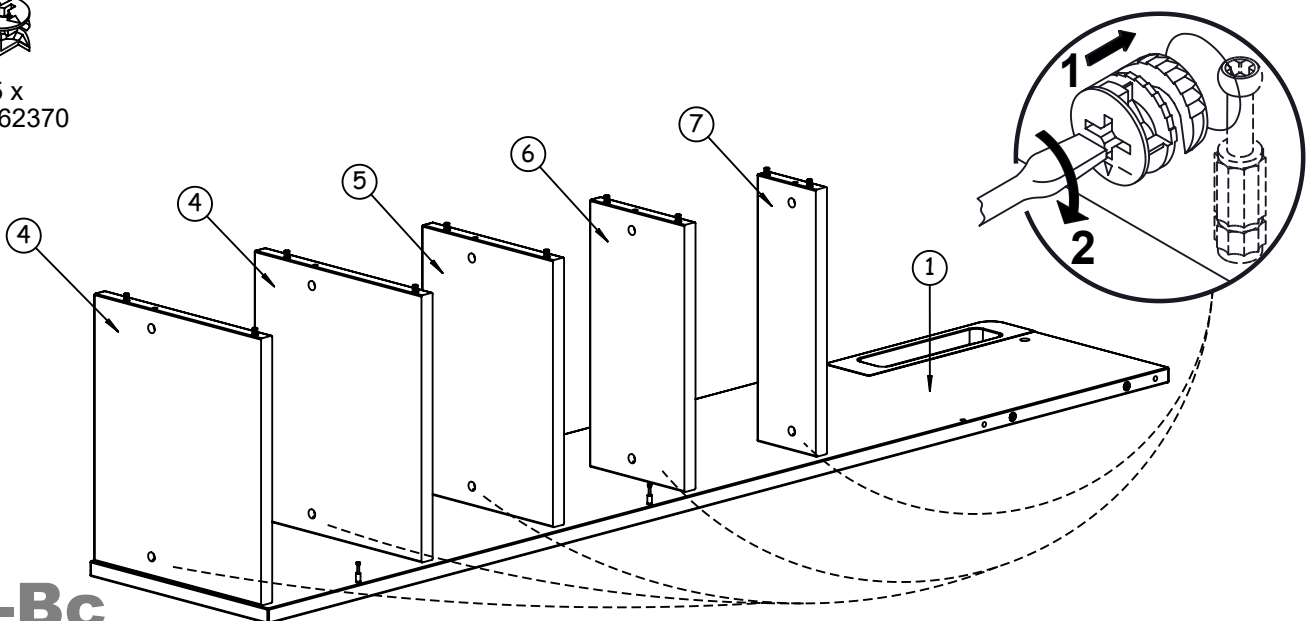


  
7 x  
Réf. 62363



**1-Bc**

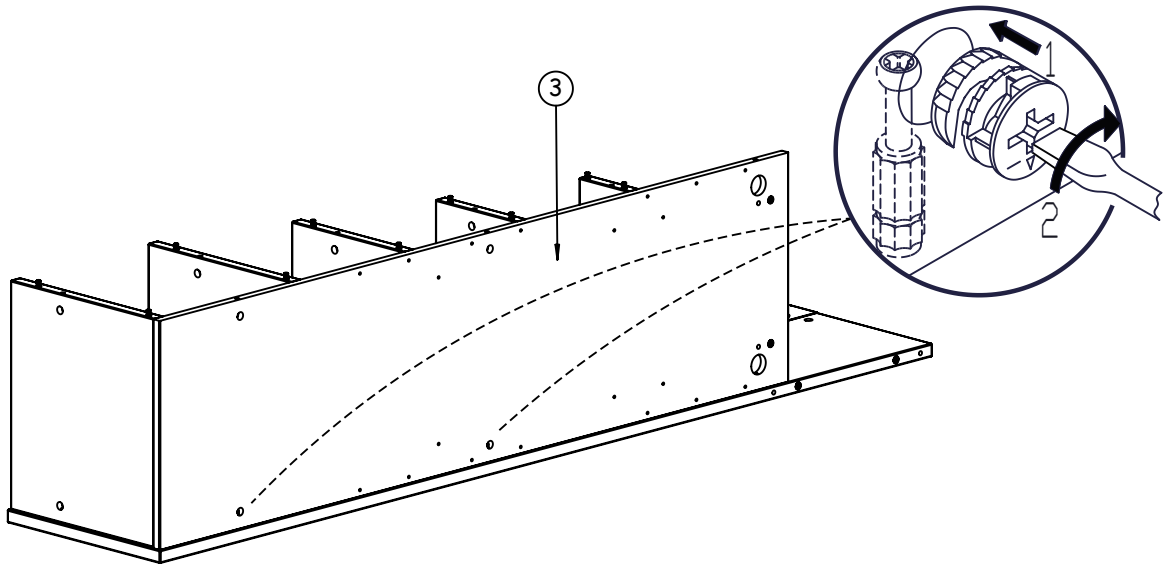
  
5 x  
Réf. 62370



**2-Bc**



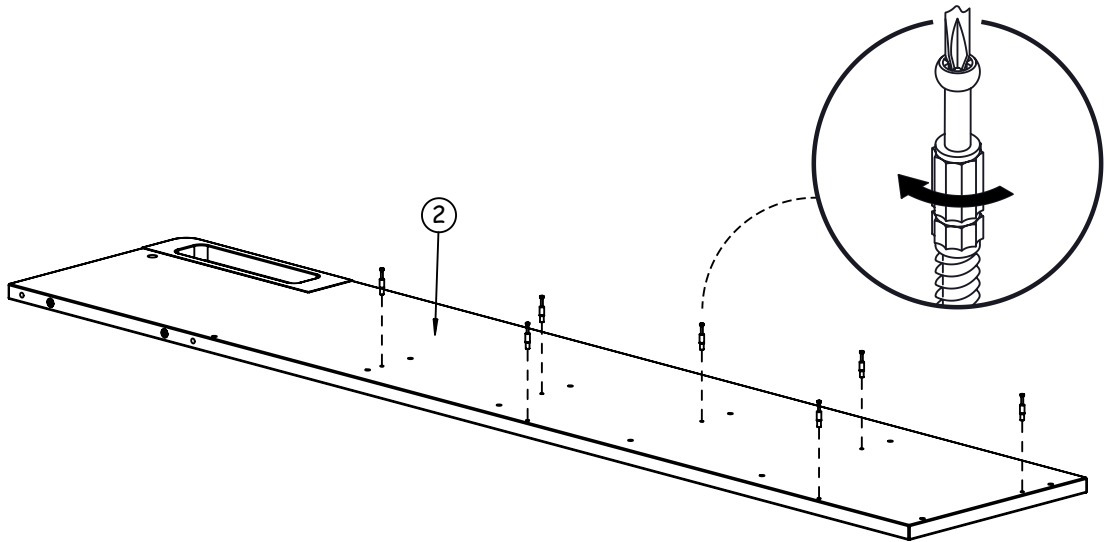
2 x  
Réf. 62370



**3Bc**



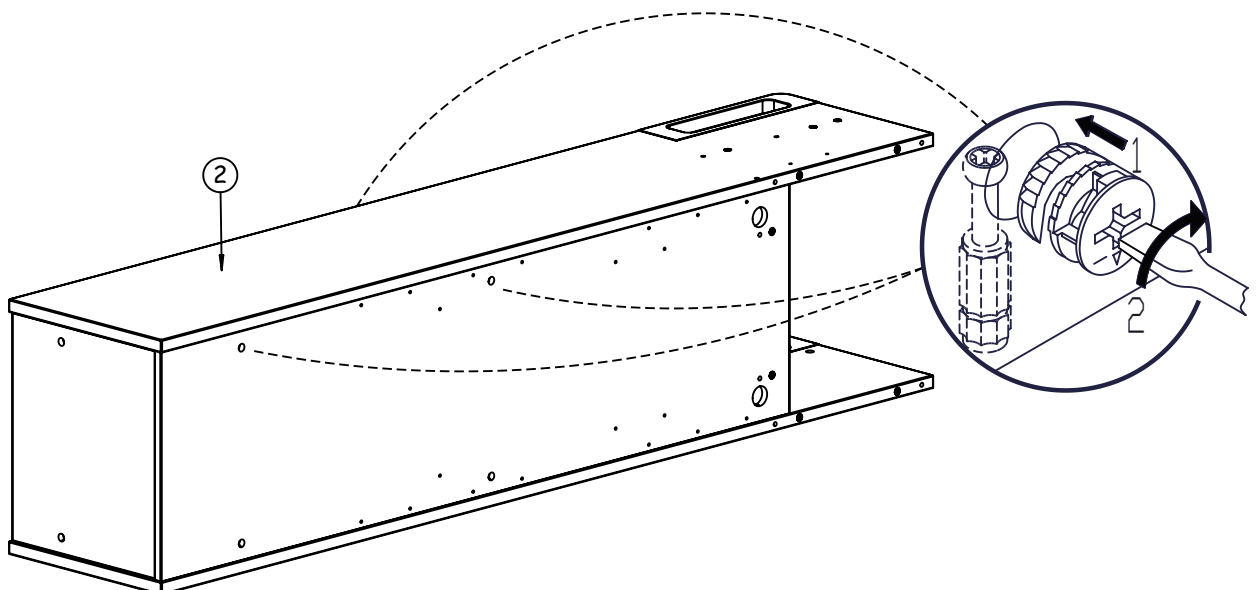
7 x  
Réf. 62363



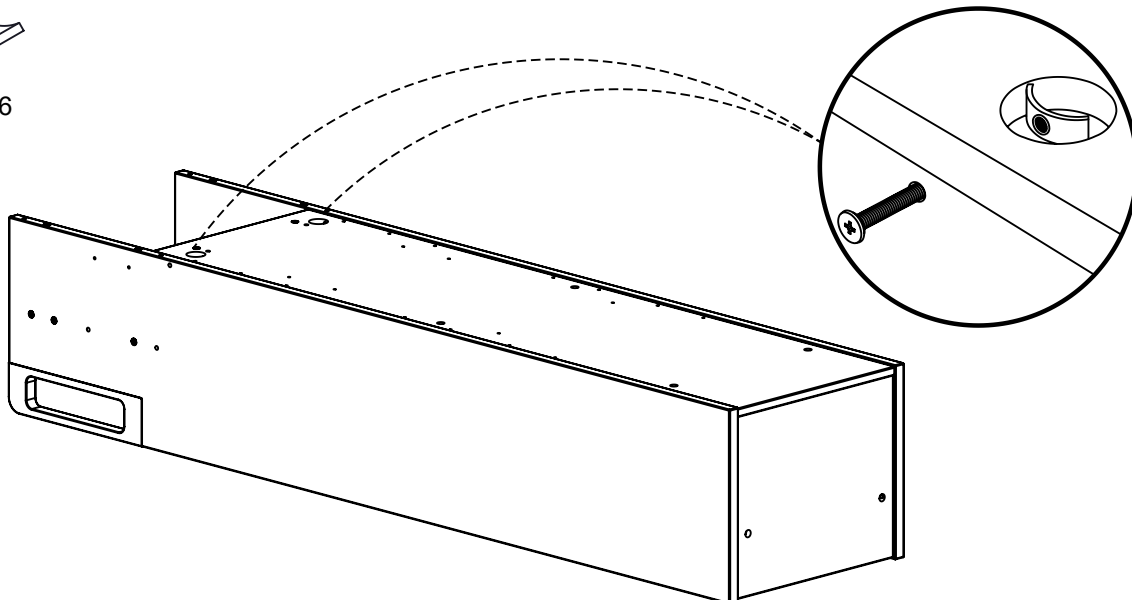
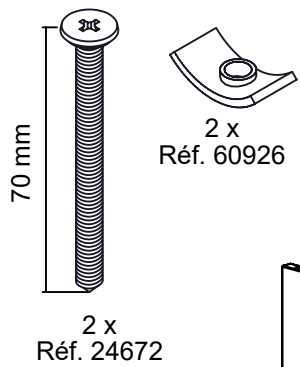
**4Bc**



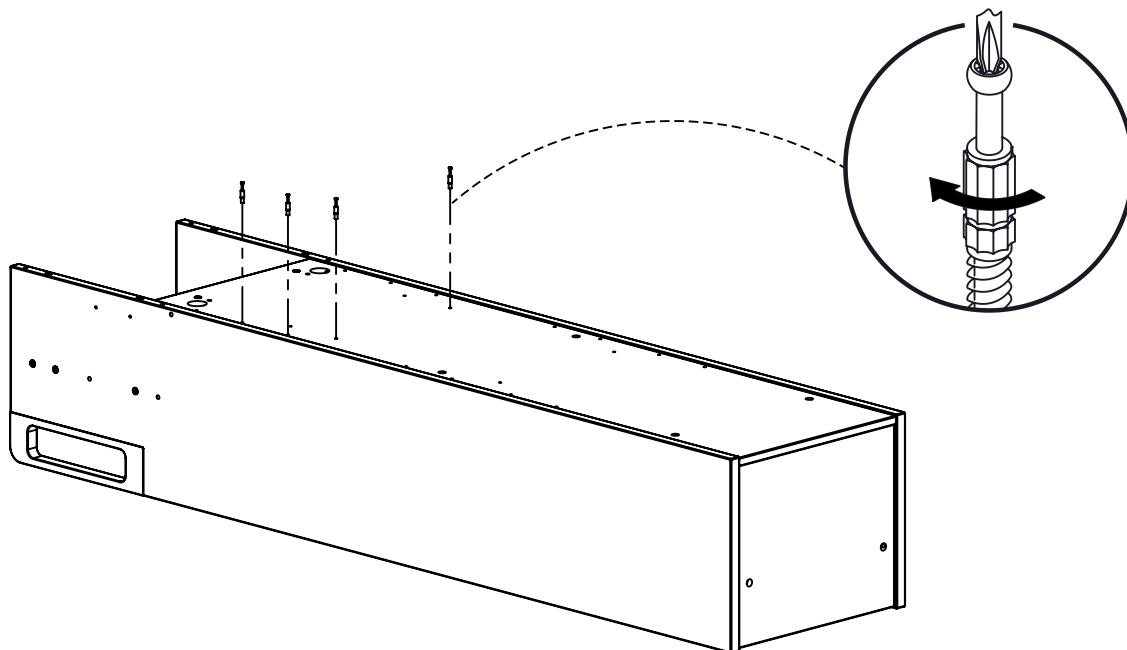
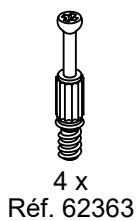
7 x  
Réf. 62370



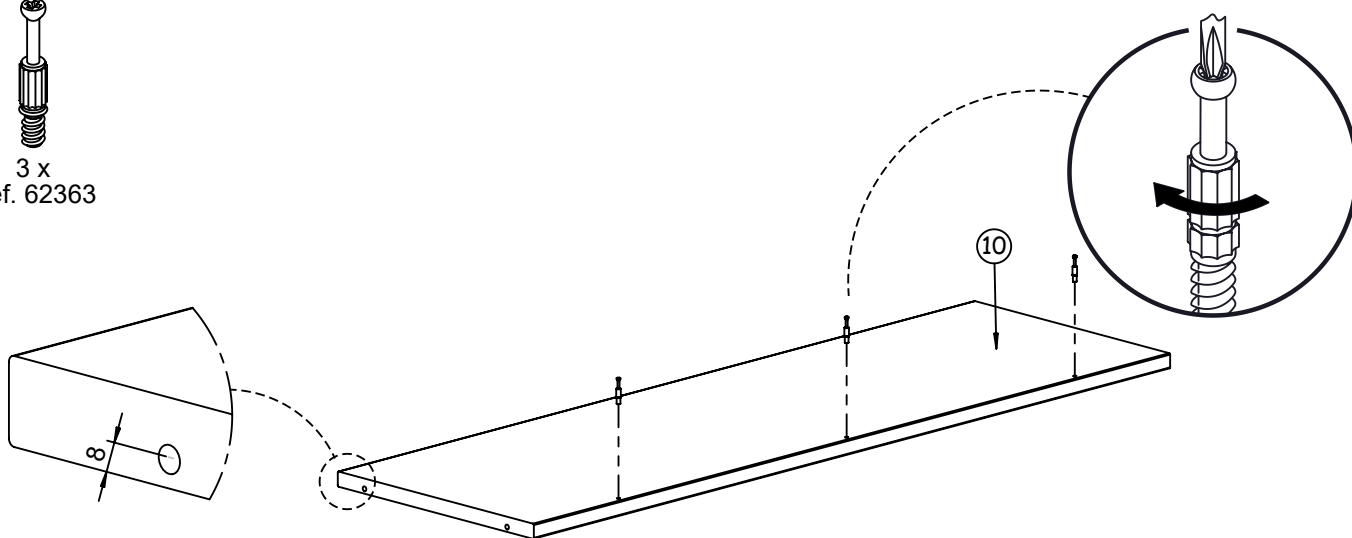
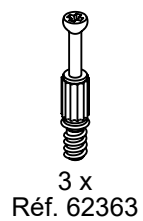
**5Bc**



**6Bc**



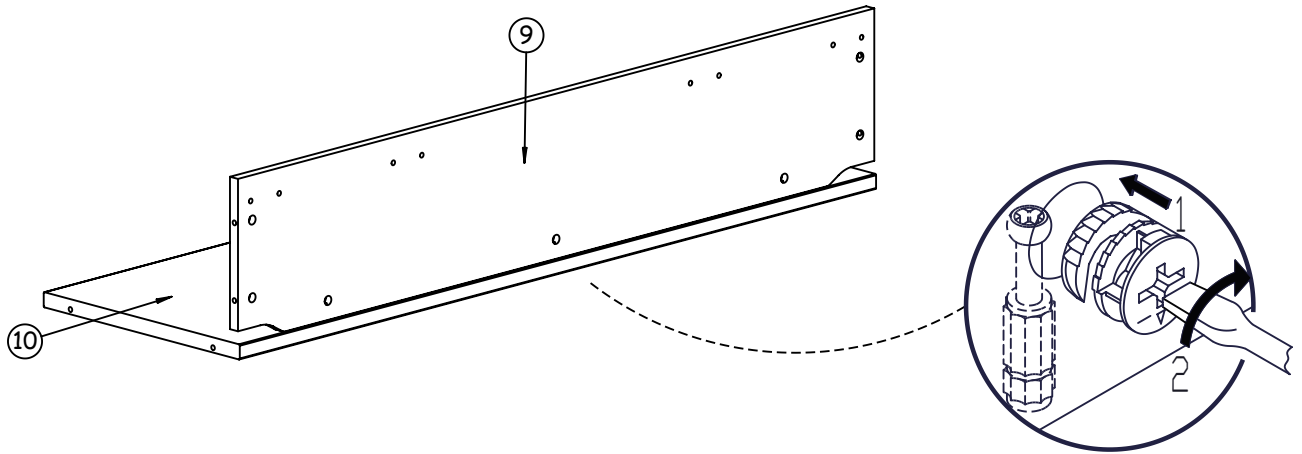
**7Bc**



**8Bc**



3 x  
Réf. 62370



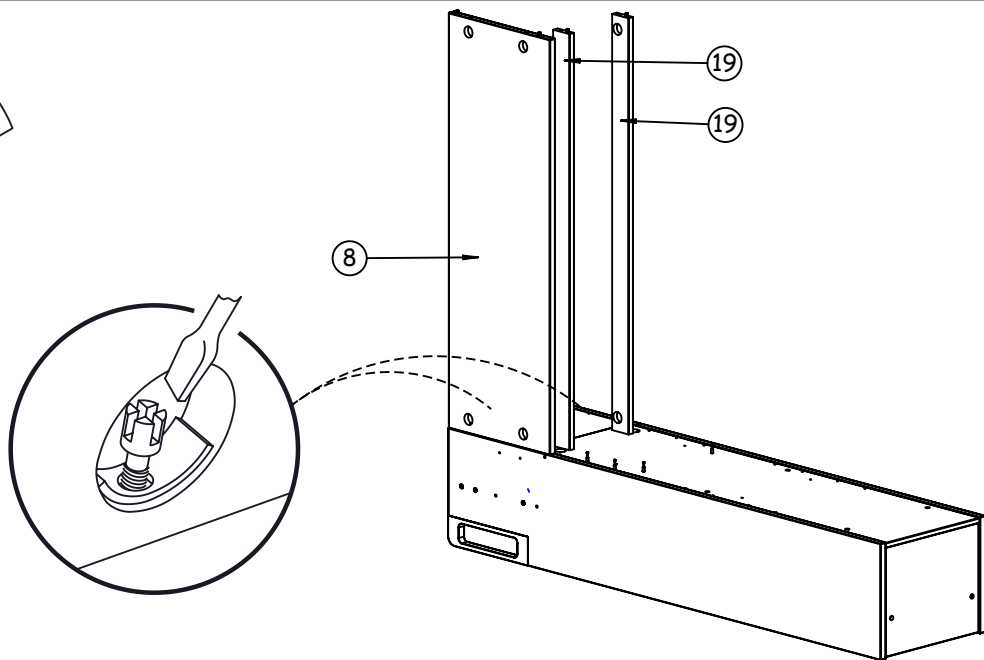
**9Bc**



4 x  
Réf. 22426



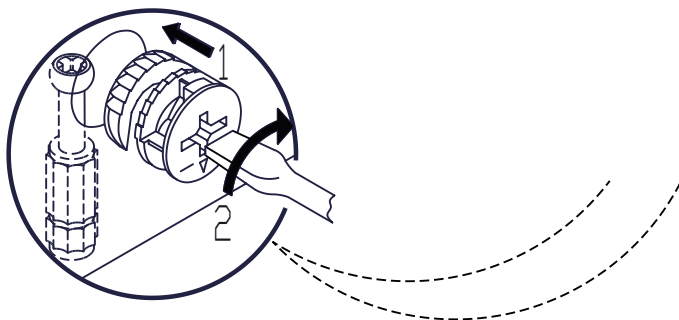
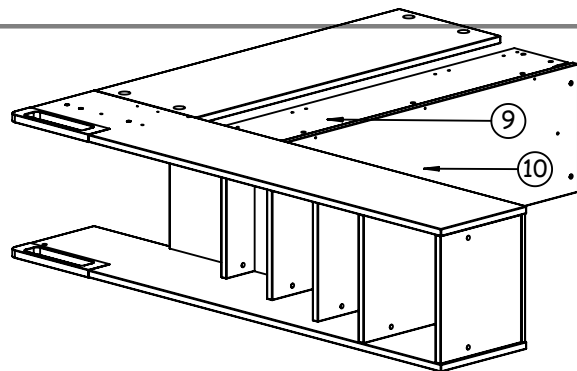
4 x  
Réf. 363



**10Bc**



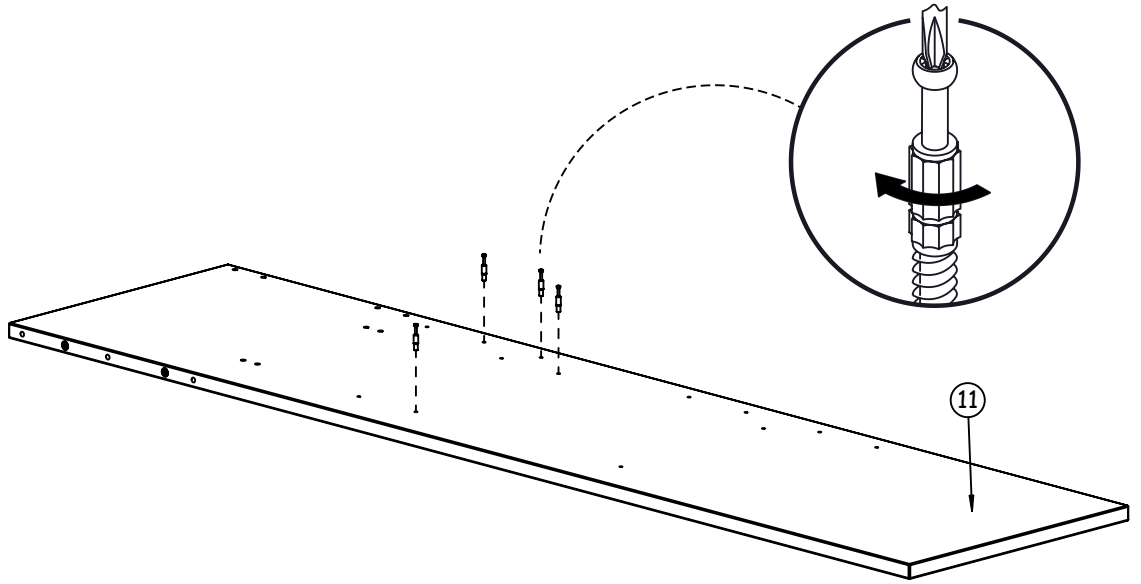
4 x  
Réf. 62370



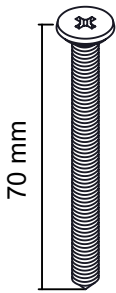
**11Bc**



4 x  
Réf. 62363



## 12Bc



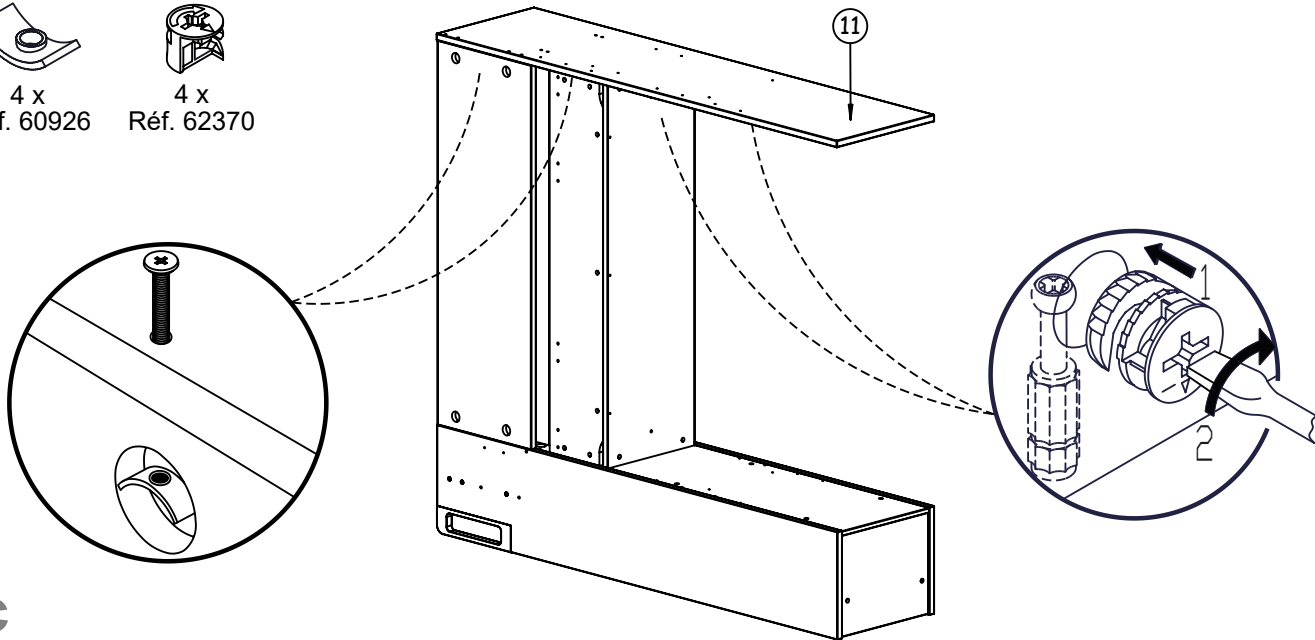
4 x  
Réf. 24672



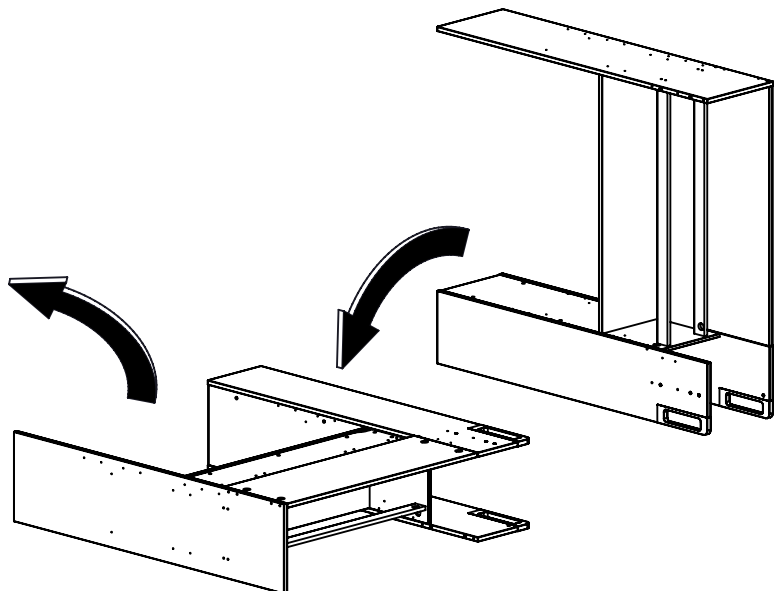
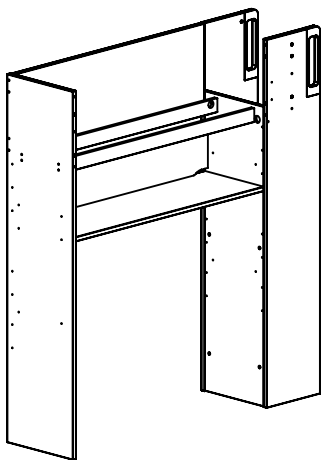
4 x  
Réf. 60926



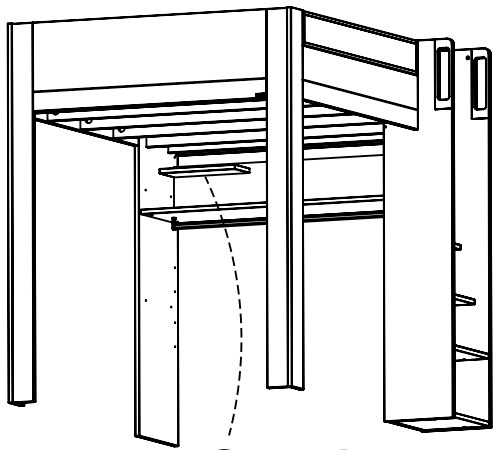
4 x  
Réf. 62370



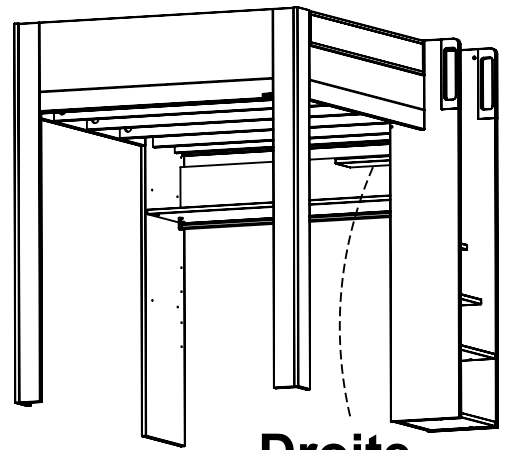
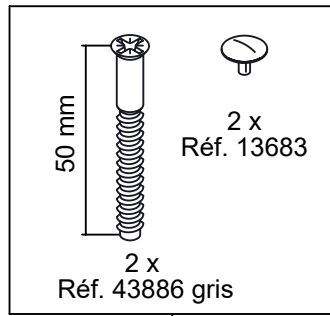
## 13Bc



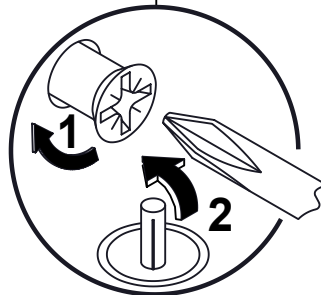
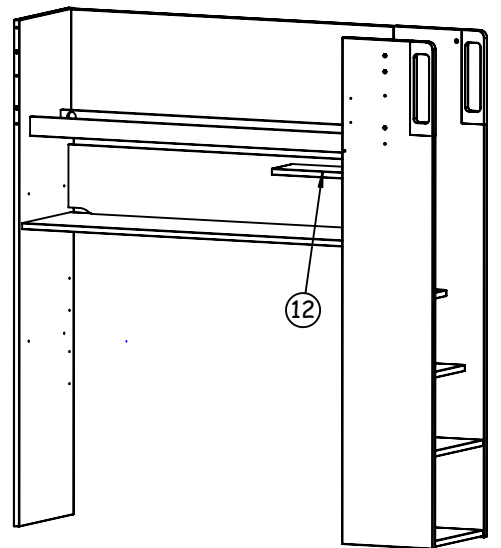
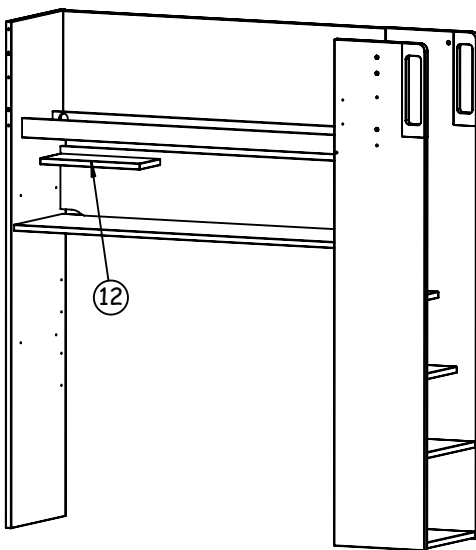
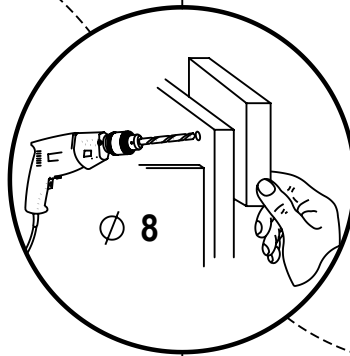
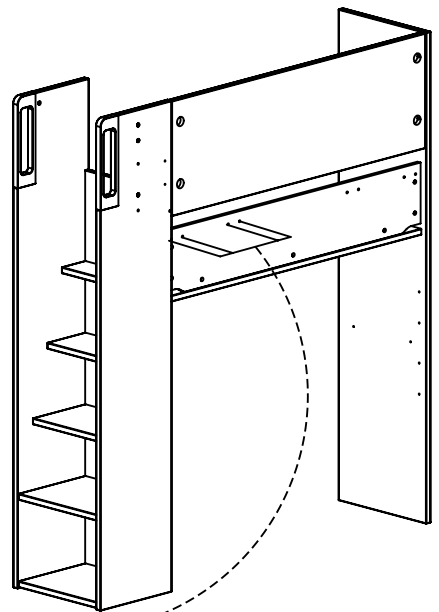
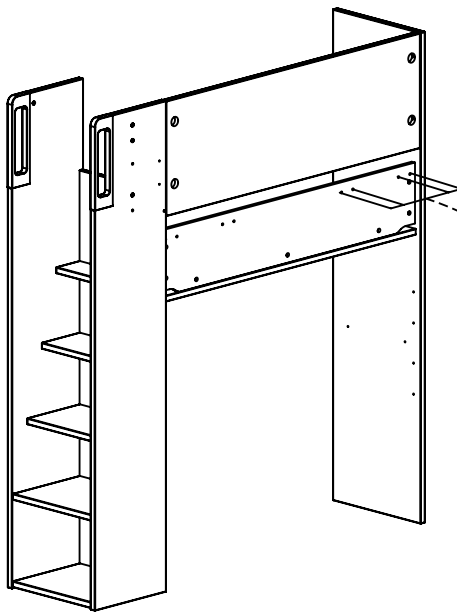

## 14Bc



**Gauche  
Left**




**Droite  
Right**

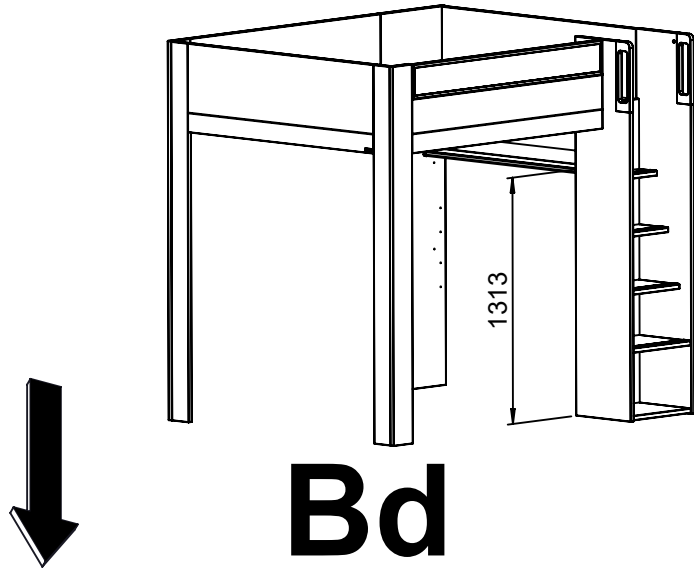



**15Bc**

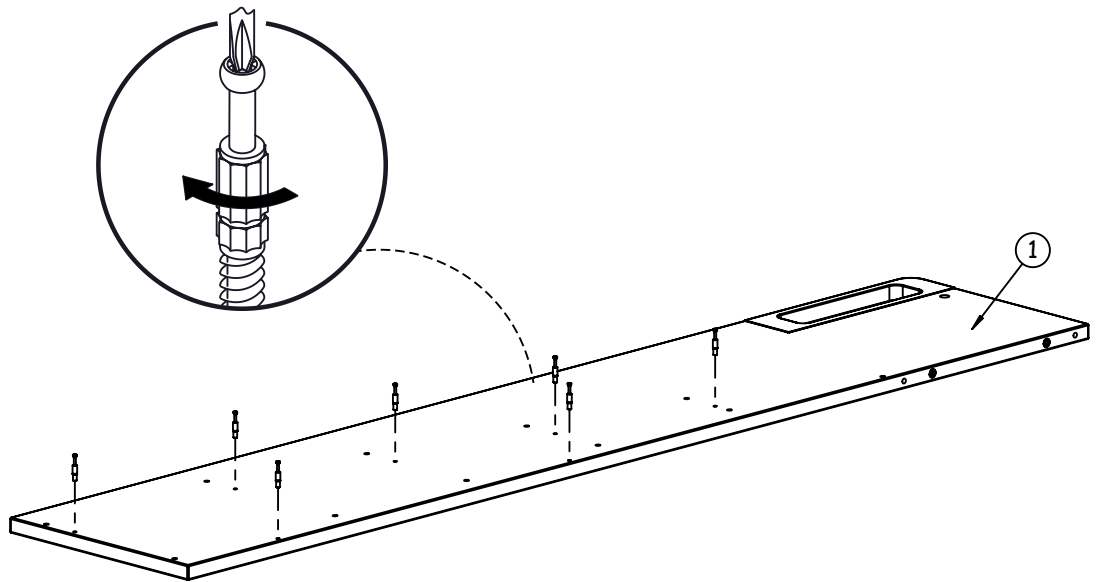


**35/44**



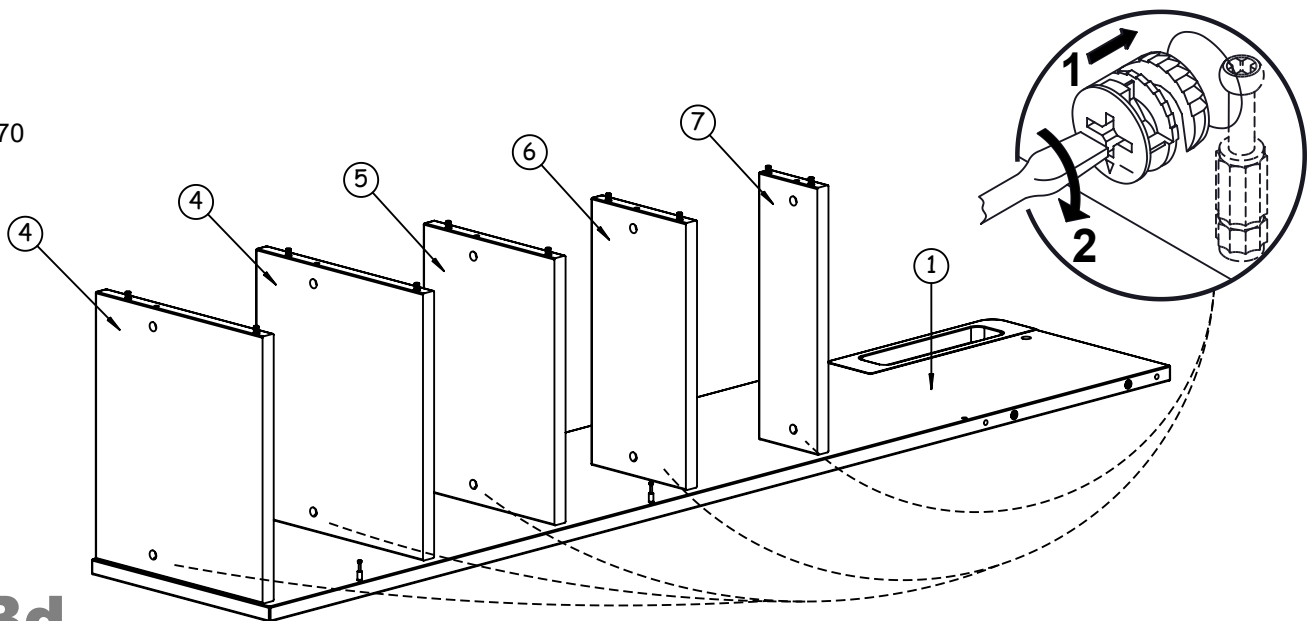


  
 7 x  
 Réf. 62363



**1-Bd**

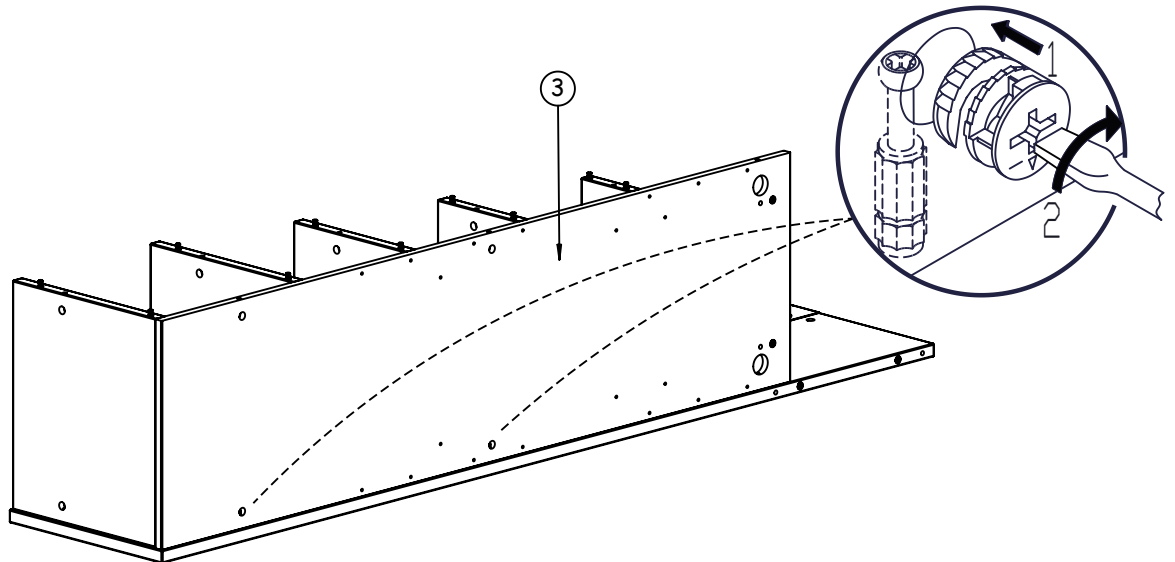
  
 5 x  
 Réf. 62370



**2-Bd**



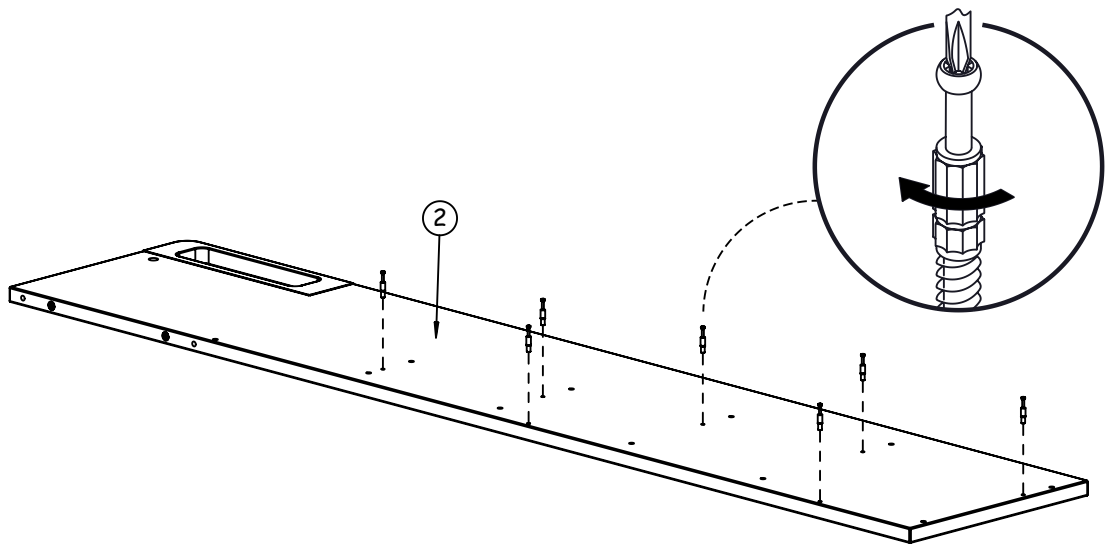
2 x  
Réf. 62370



**3Bd**



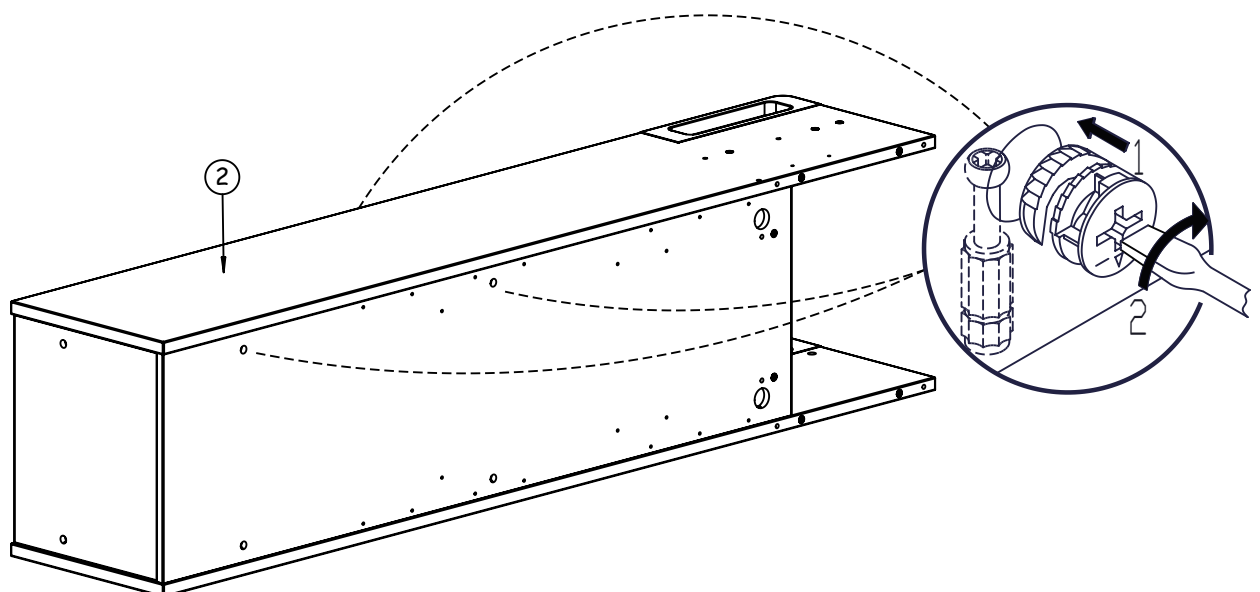
7 x  
Réf. 62363



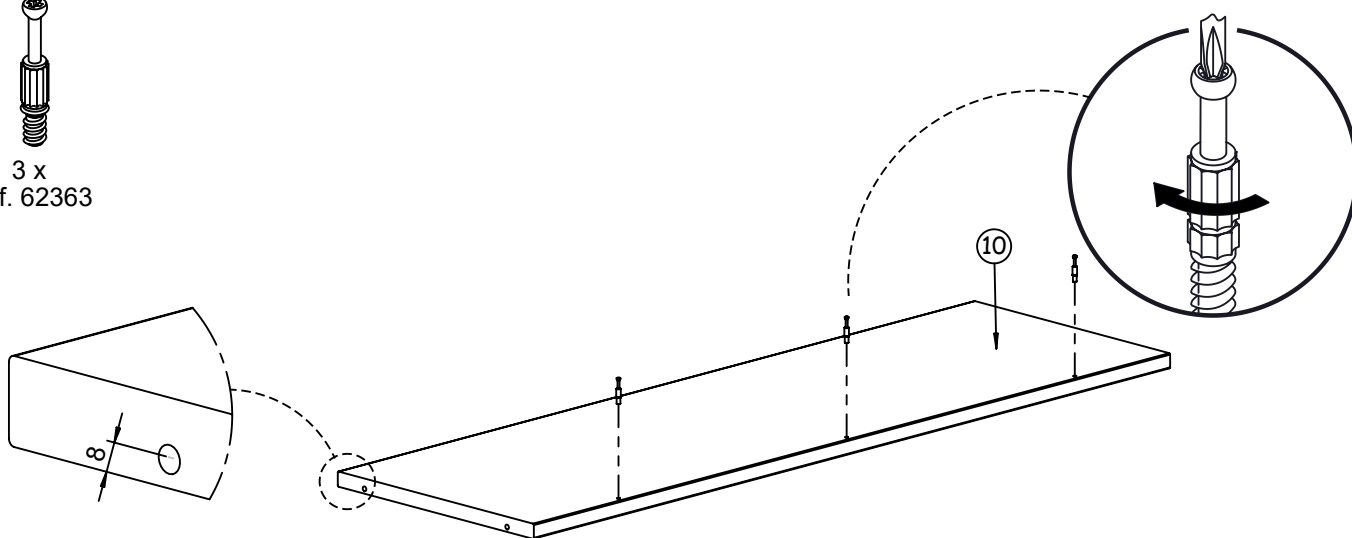
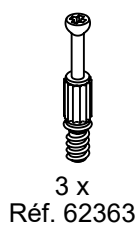
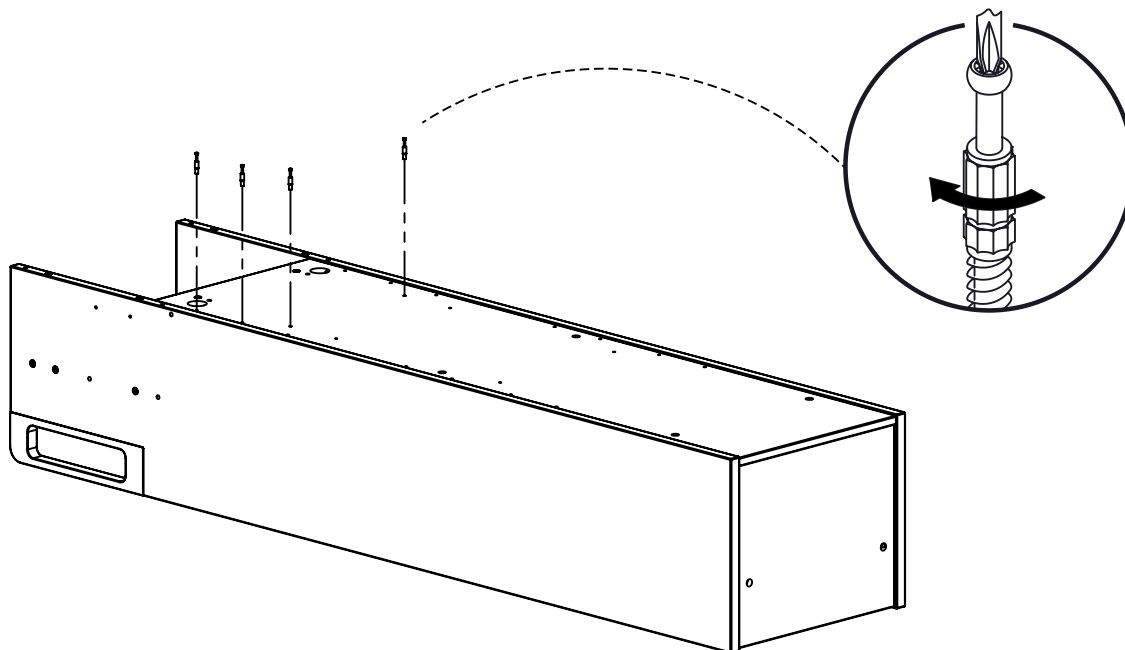
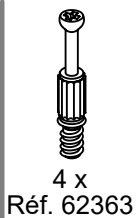
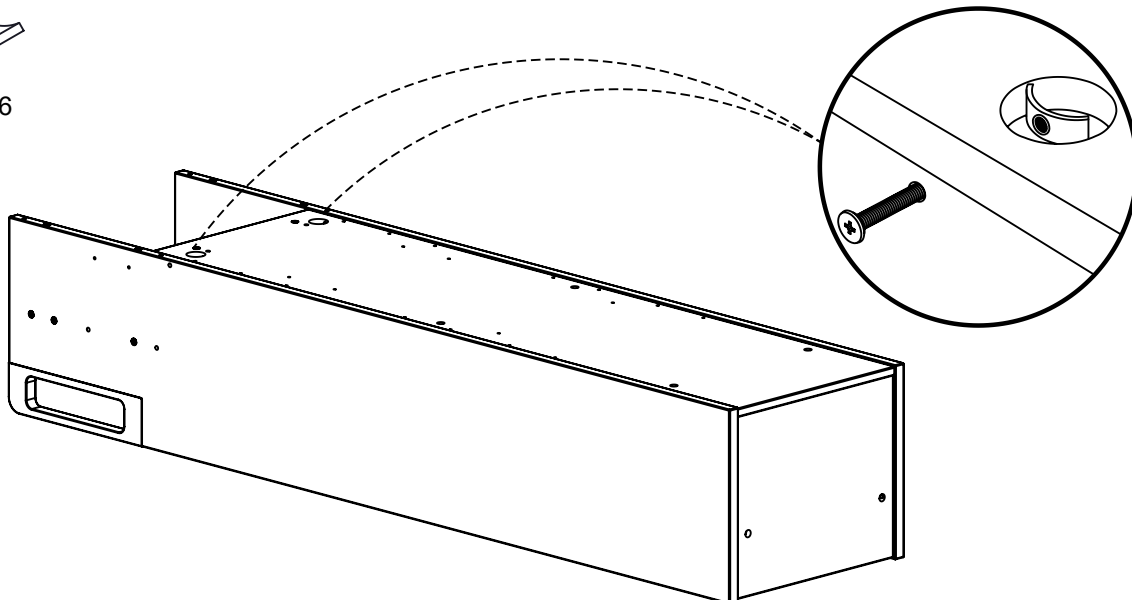
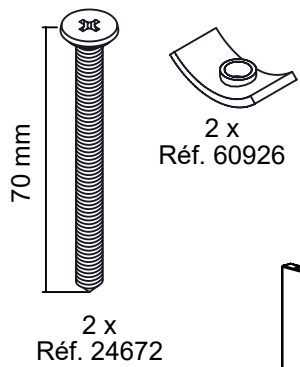
**4Bd**



7 x  
Réf. 62370



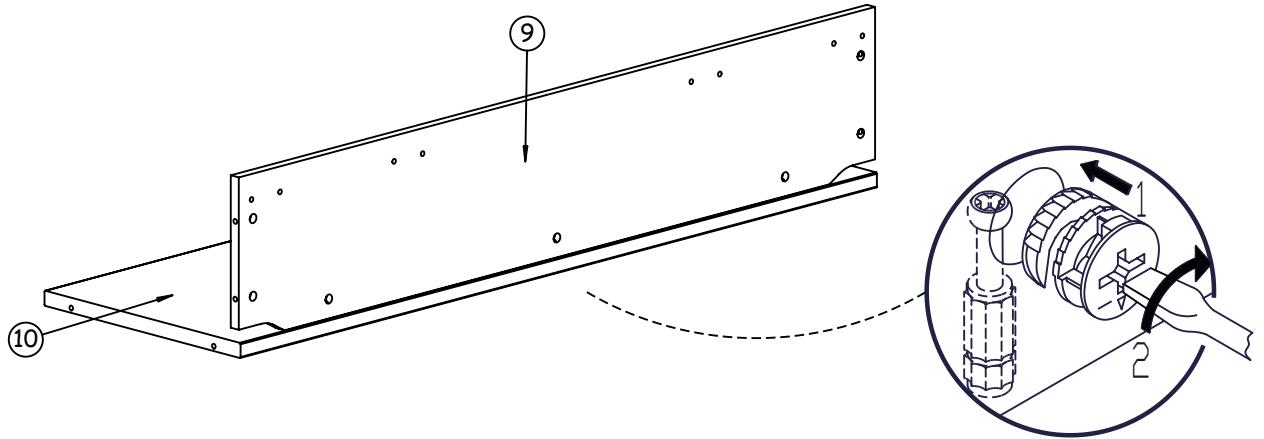
**5Bd**



8Bd



3 x  
Réf. 62370



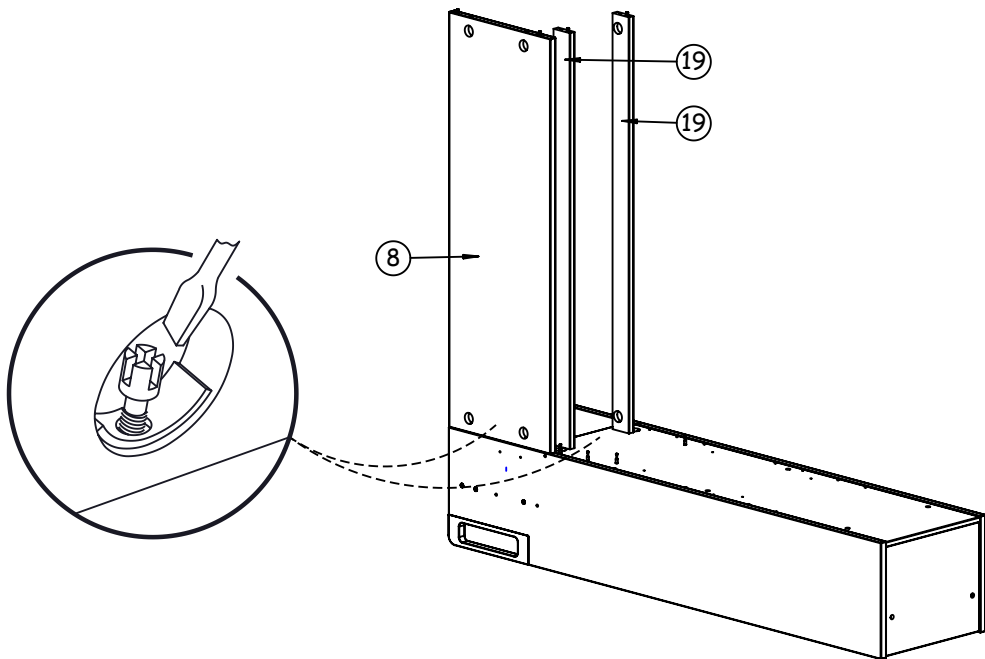
## 9Ad



4 x  
Réf. 22426



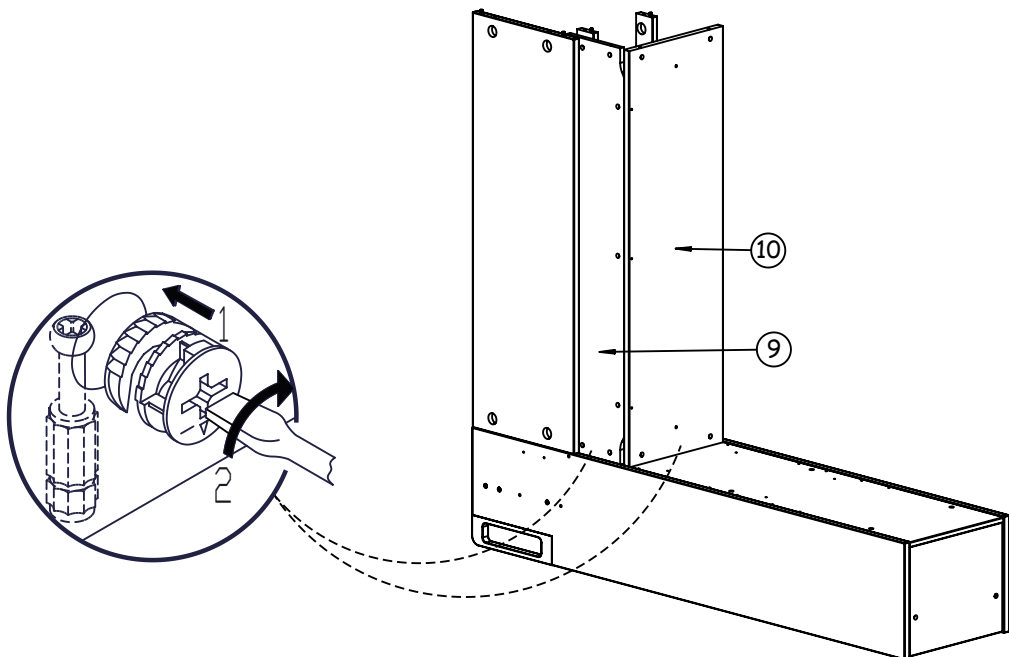
4 x  
Réf. 363



## 10Ad



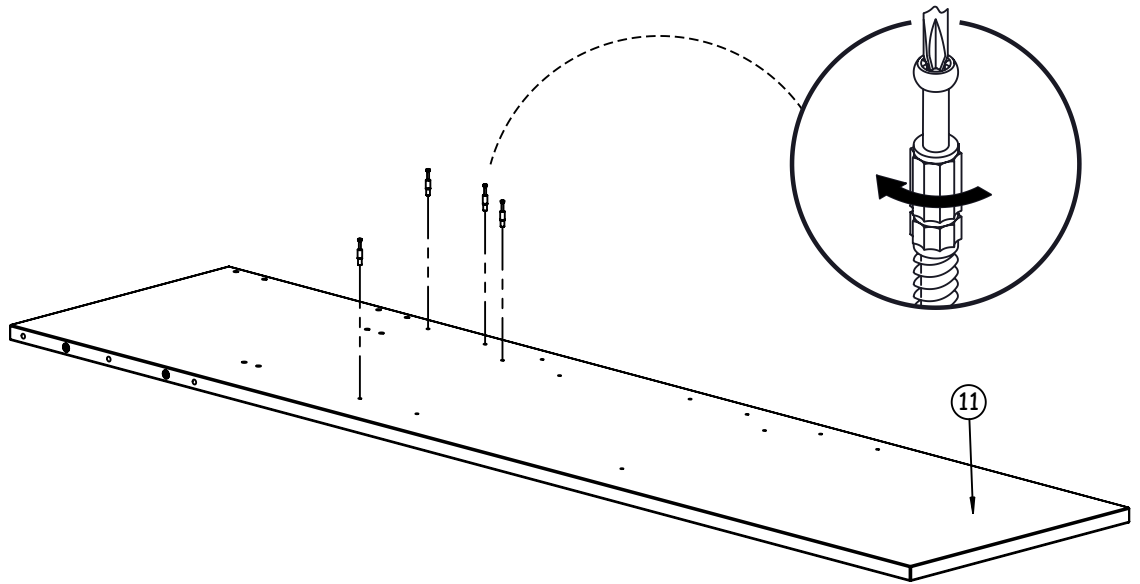
4 x  
Réf. 62370



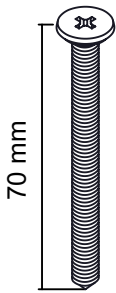
## 11Ad



4 x  
Réf. 62363



## 12Bd



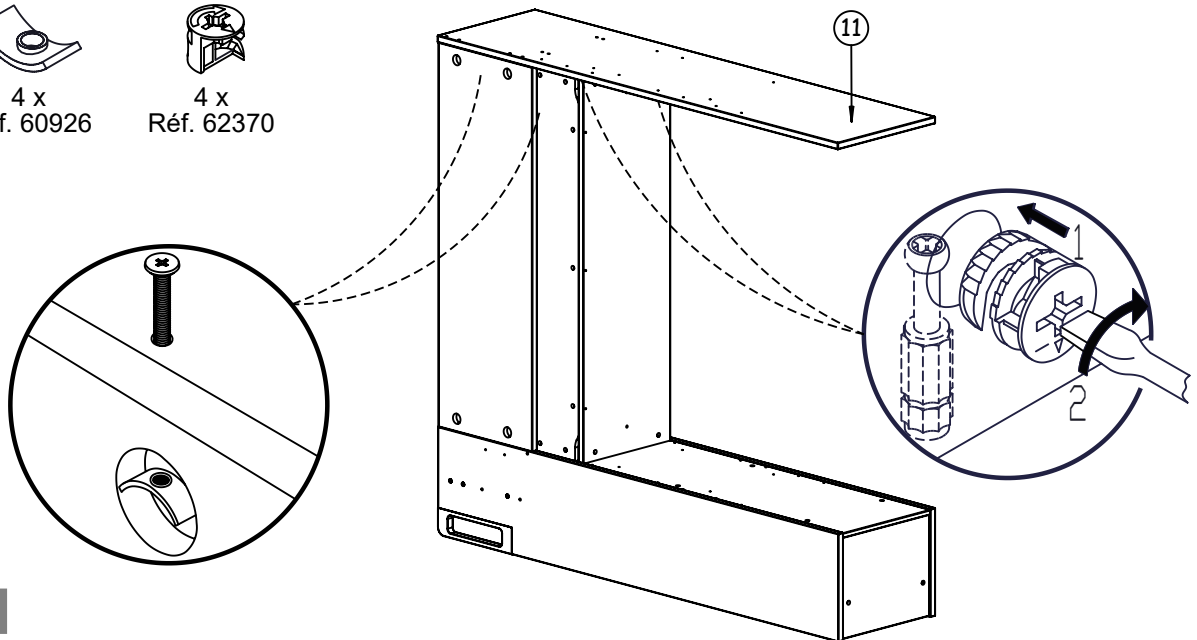
4 x  
Réf. 24672



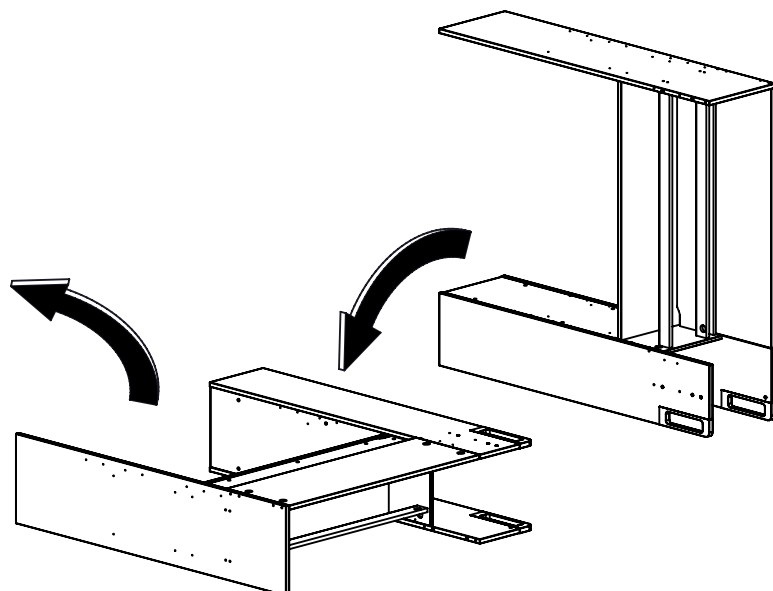
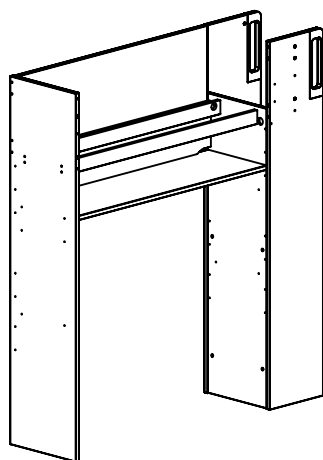
4 x  
Réf. 60926



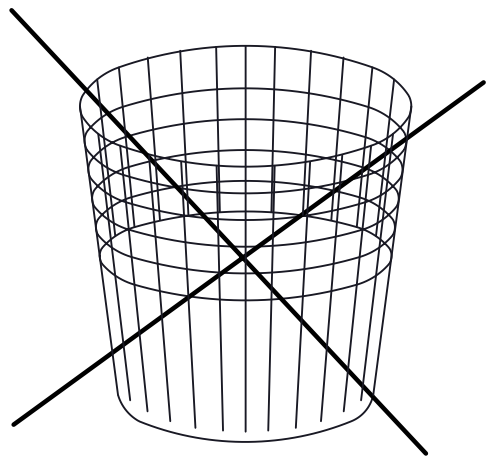
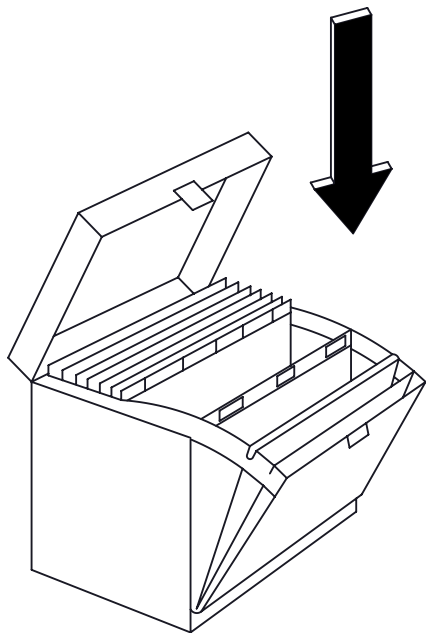
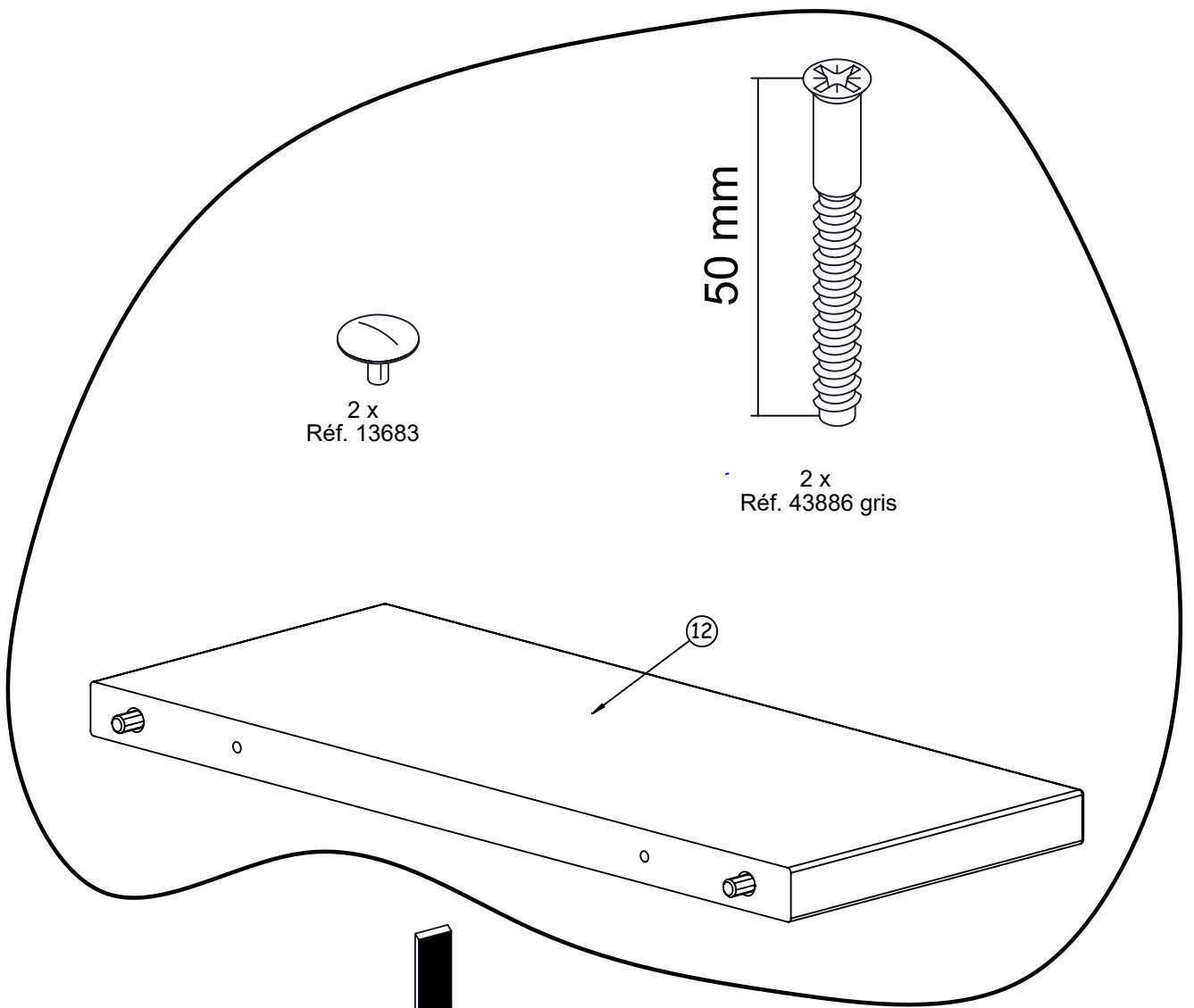
4 x  
Réf. 62370



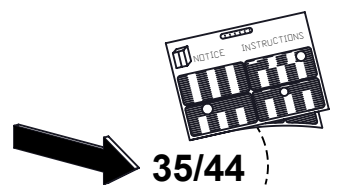
## 13Bd



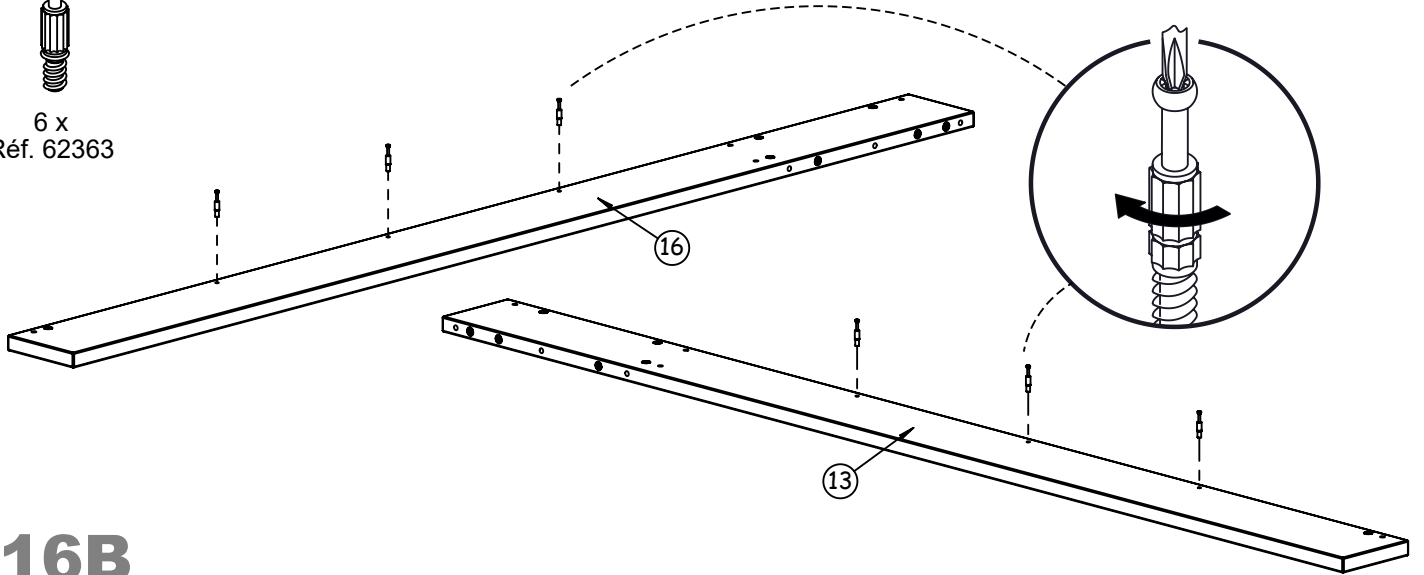
## 14Bd



**15Bd**

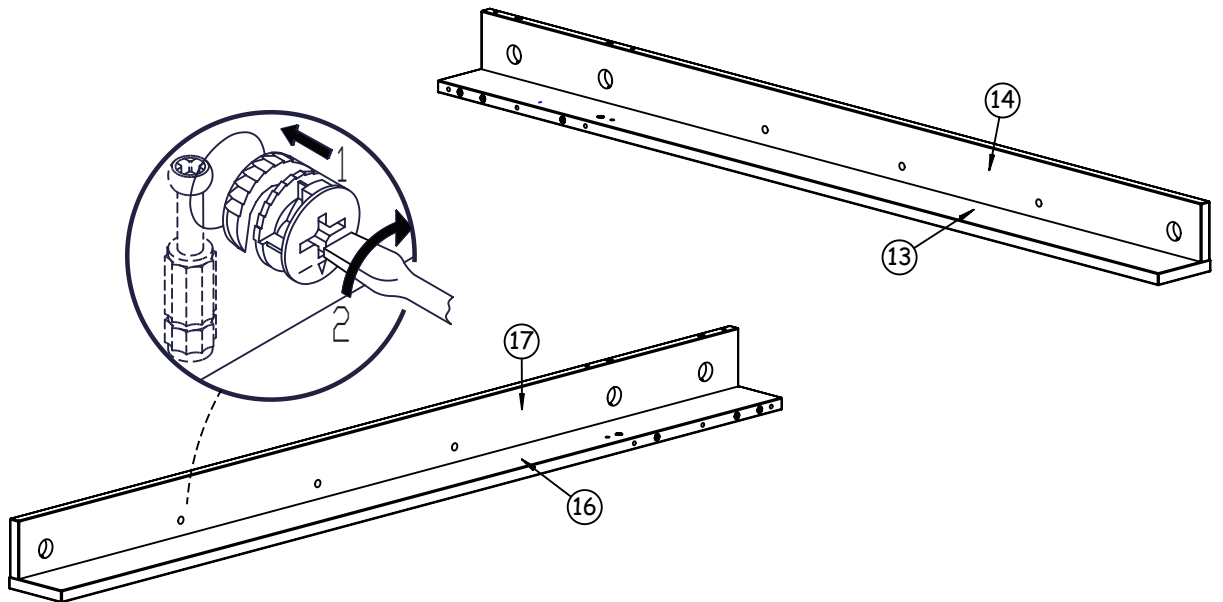


6 x  
Réf. 62363



**16B**

6 x  
Réf. 62370

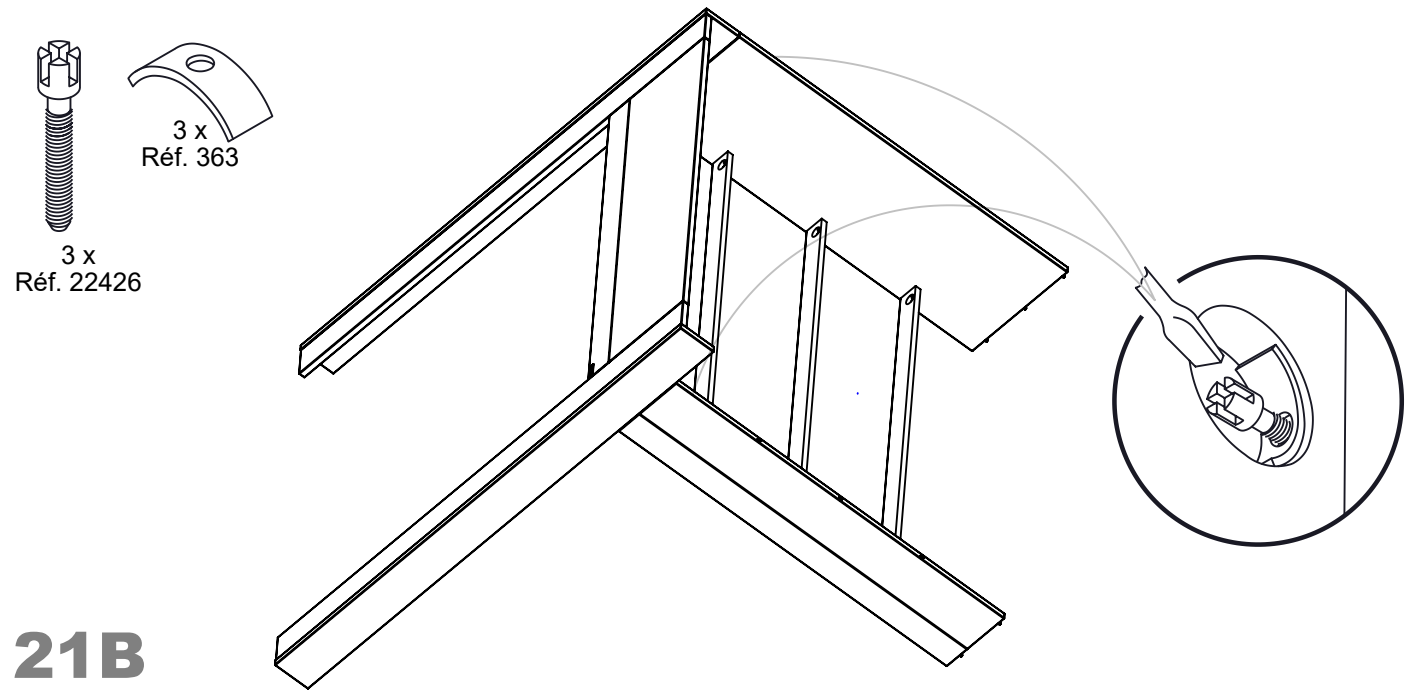
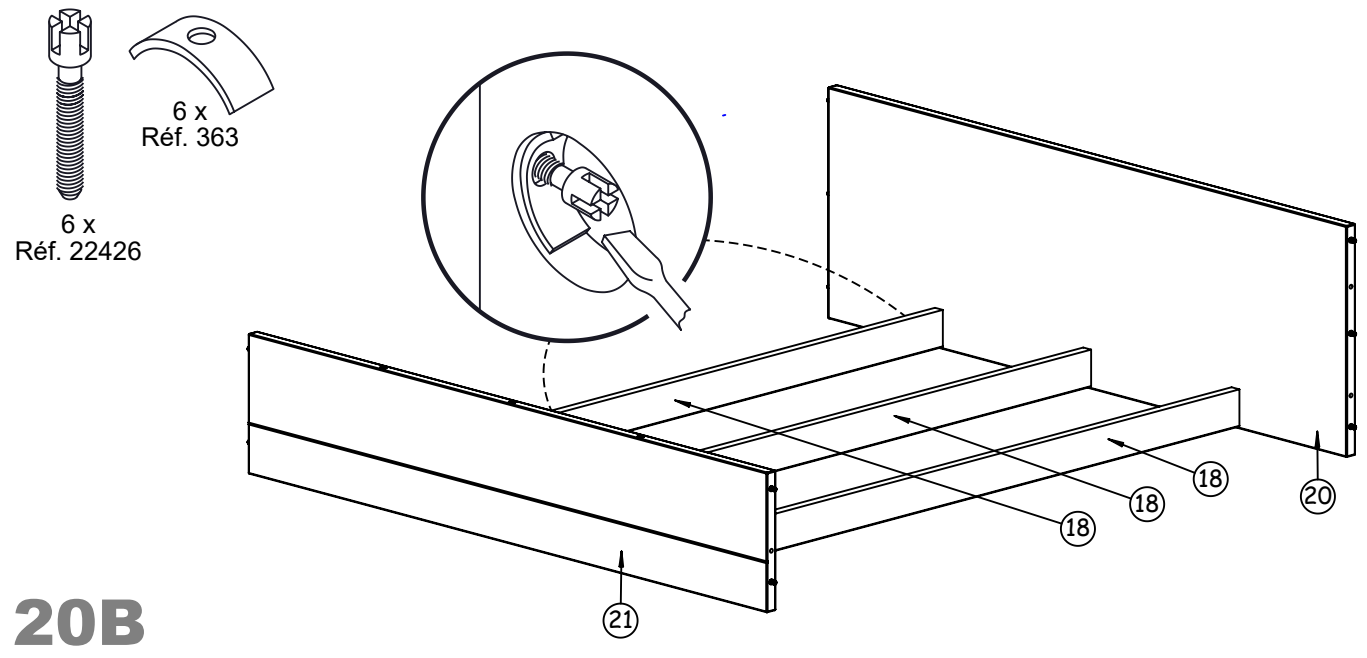
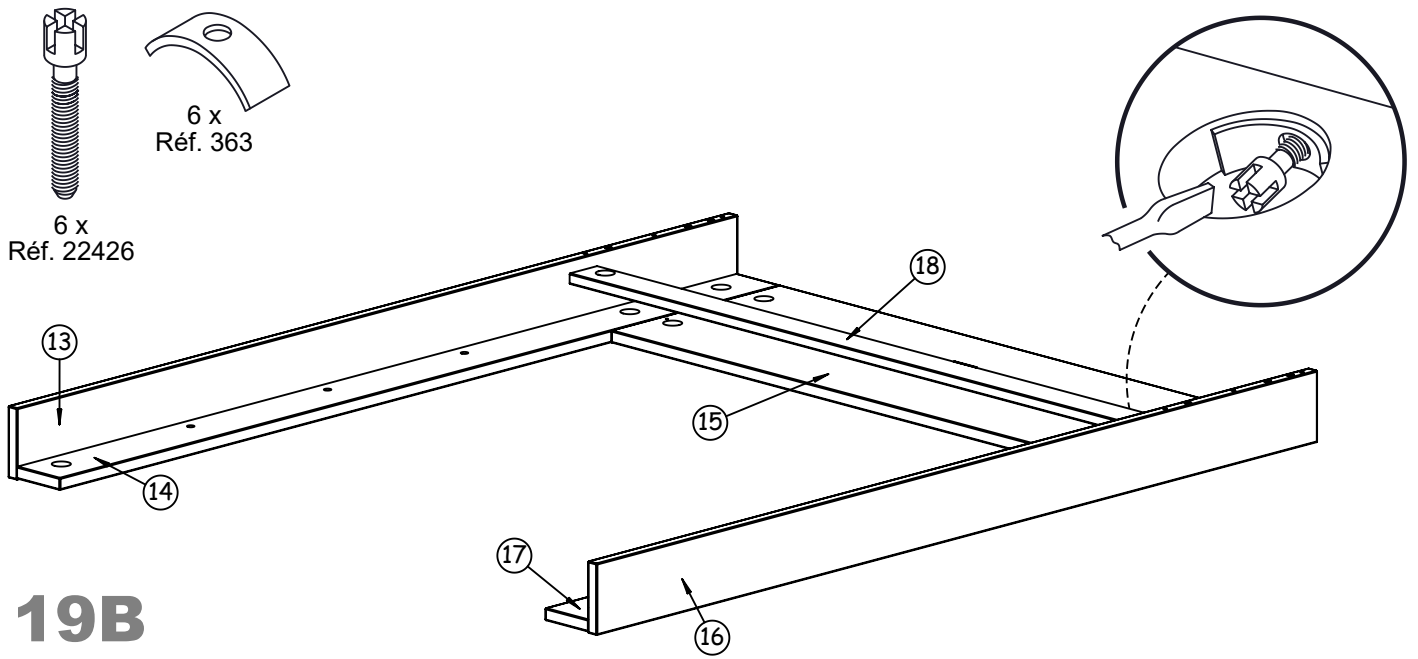


**17B**

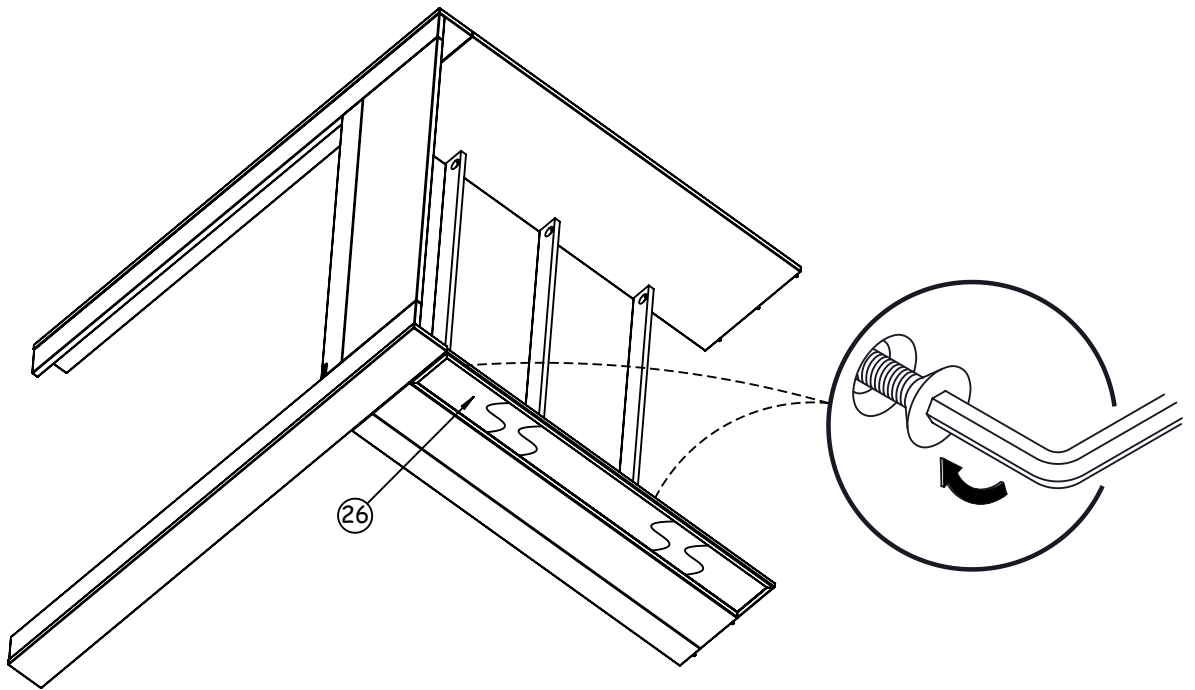
6 x  
Réf. 22426



**18B**

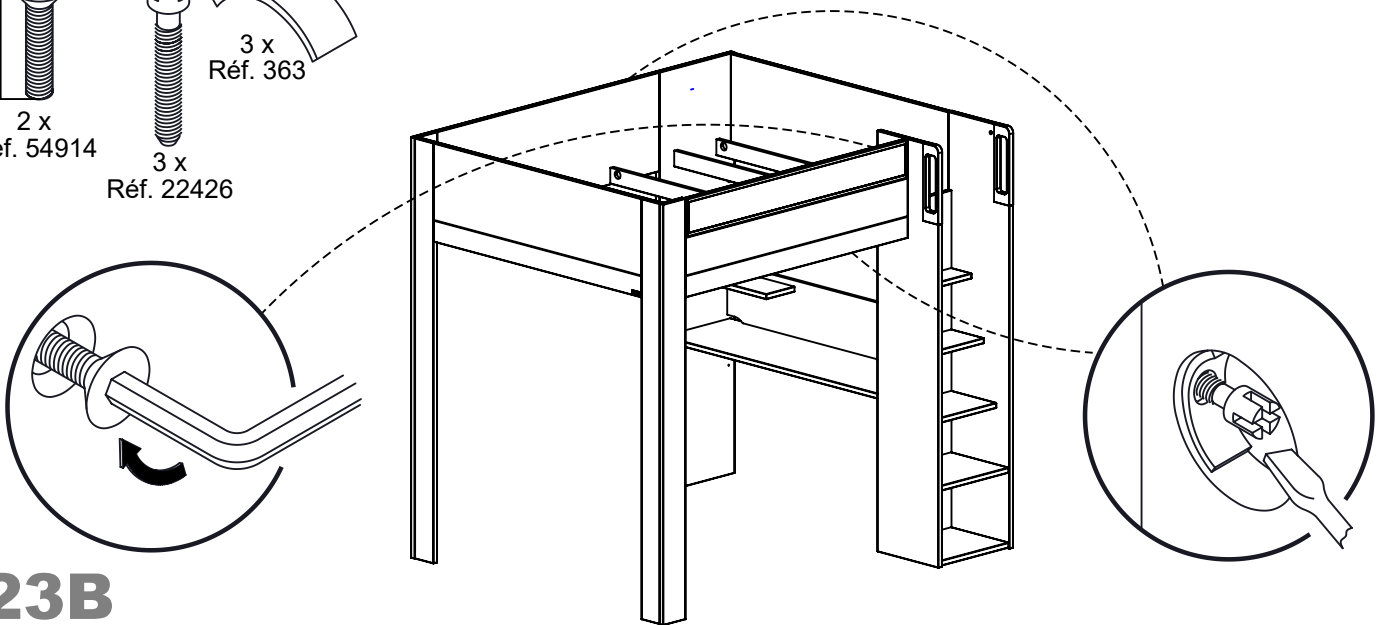


30 mm  
5 x  
Réf. 54914

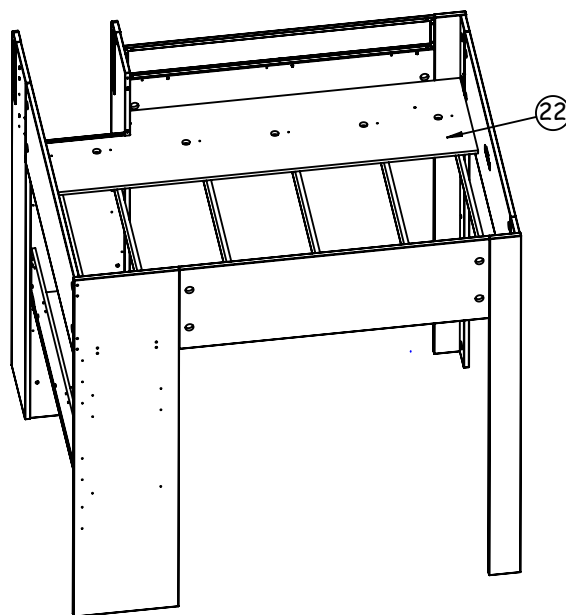


**22B**

30 mm  
2 x  
Réf. 54914  
3 x  
Réf. 22426  
3 x  
Réf. 363



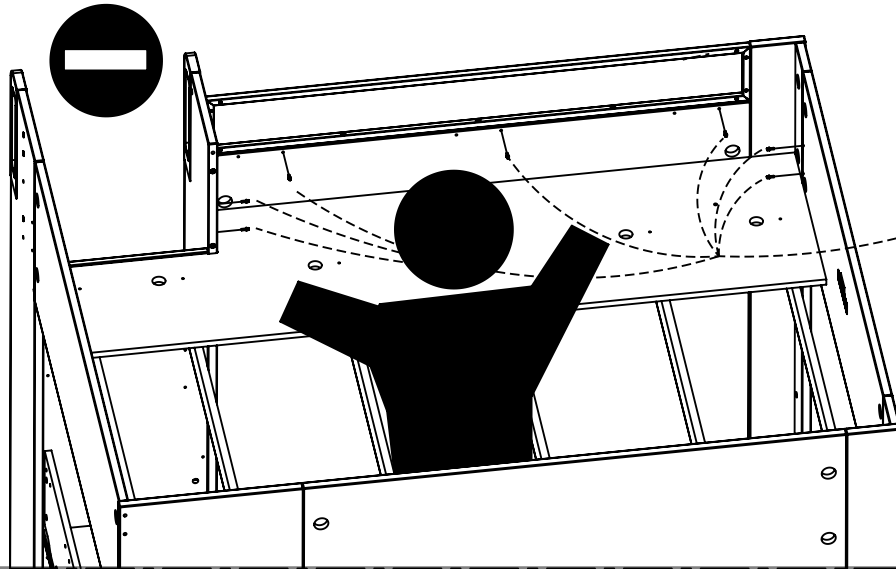
**23B**



**24B**



7 x  
Réf. 40812



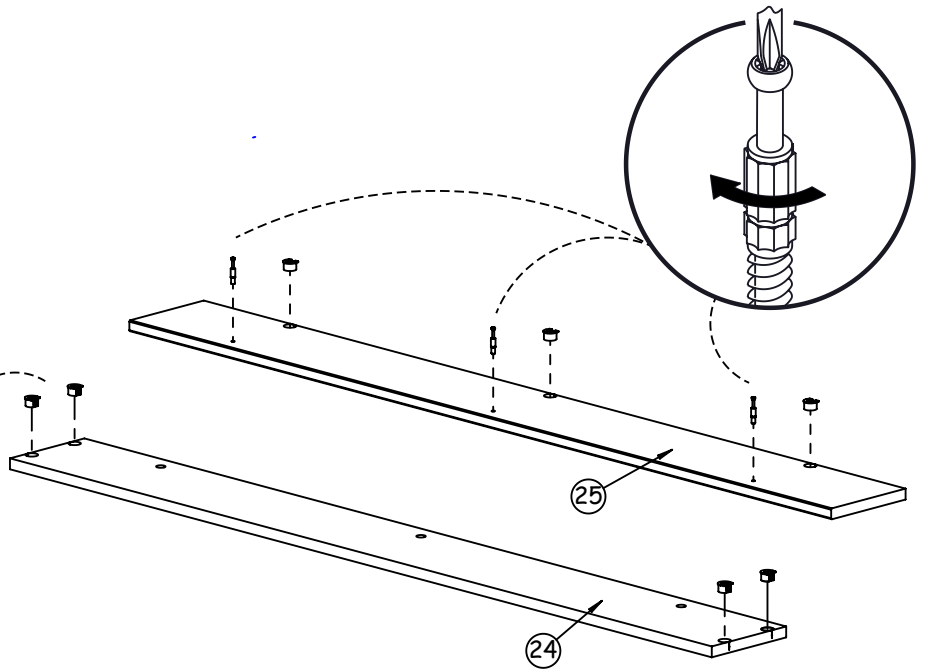
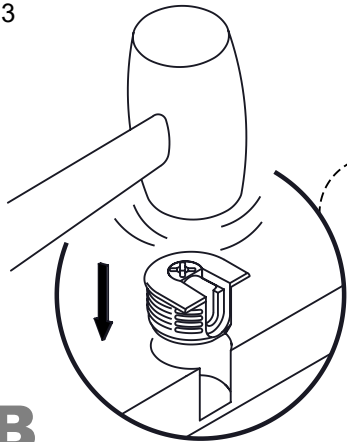
**25B**



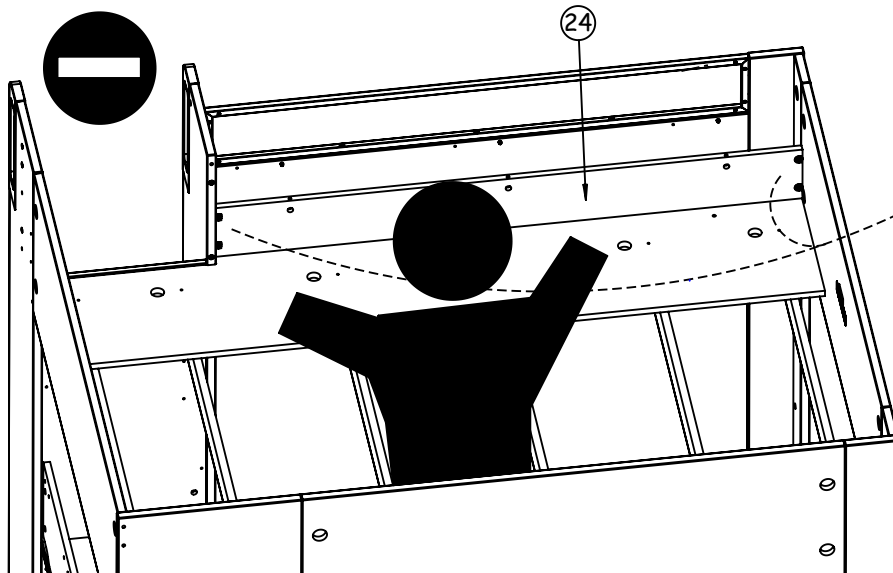
3 x  
Réf. 62363



7 x  
Réf. 40811



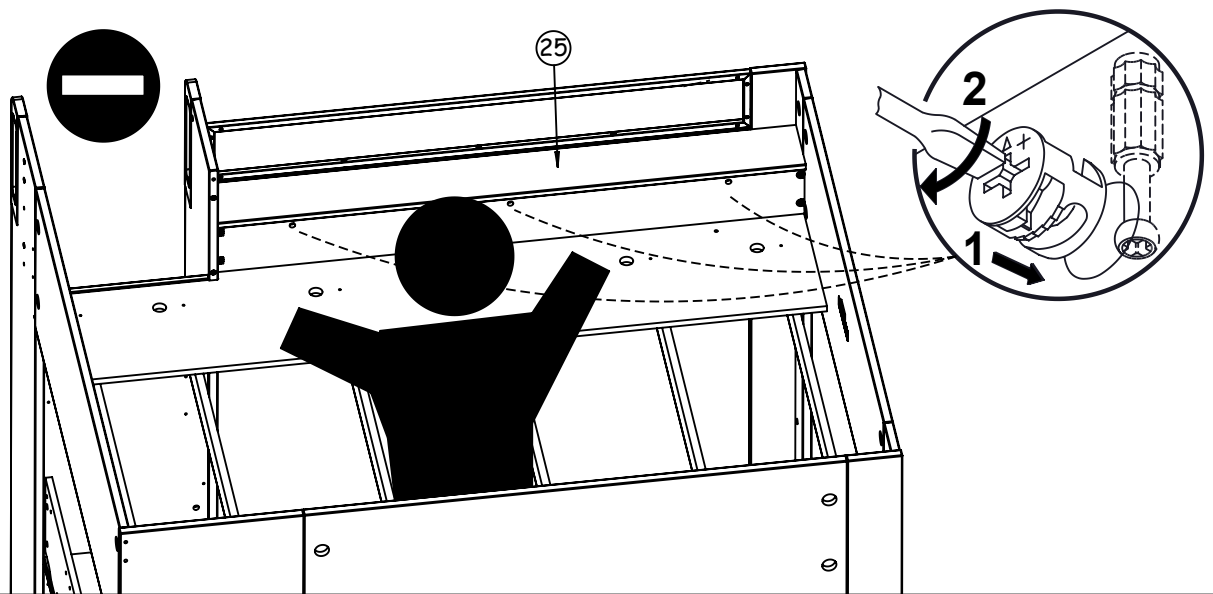
**26B**



**27B**

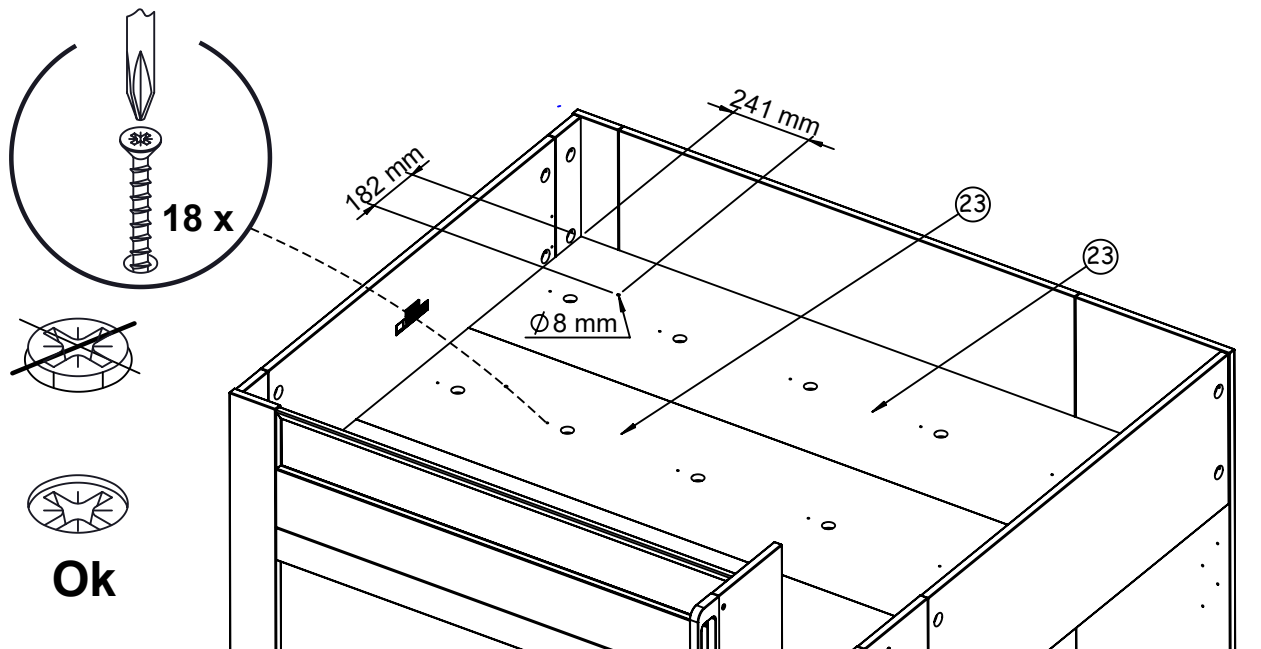


3 x  
Réf. 62370



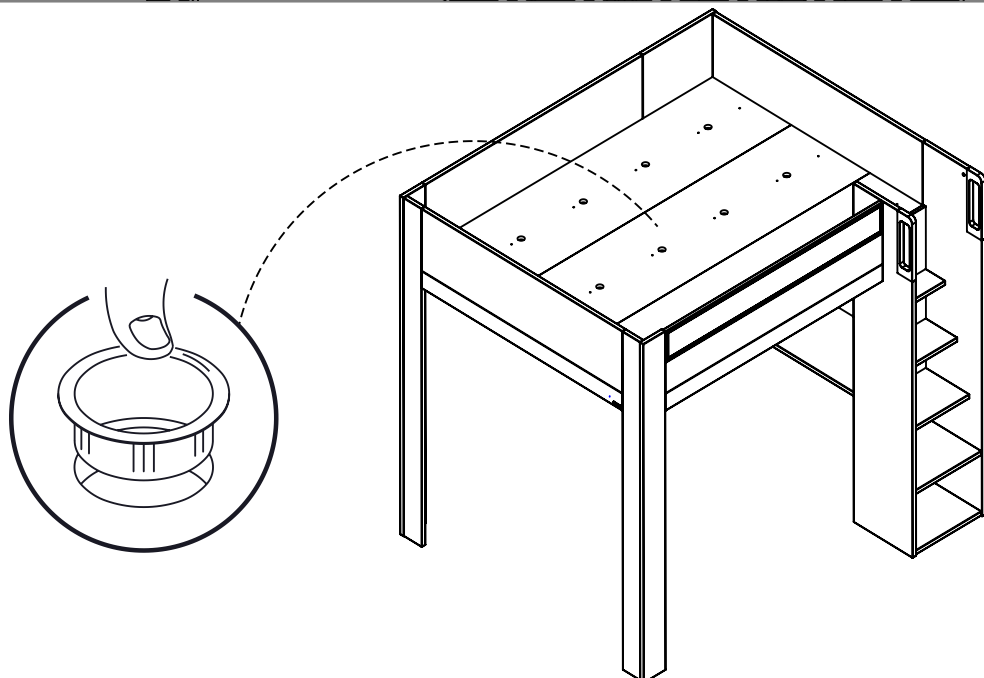
**28B**

40 mm  
18 x  
Réf. 50938

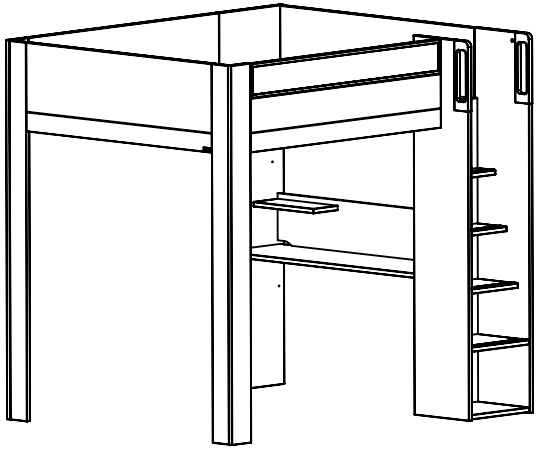


**29B**

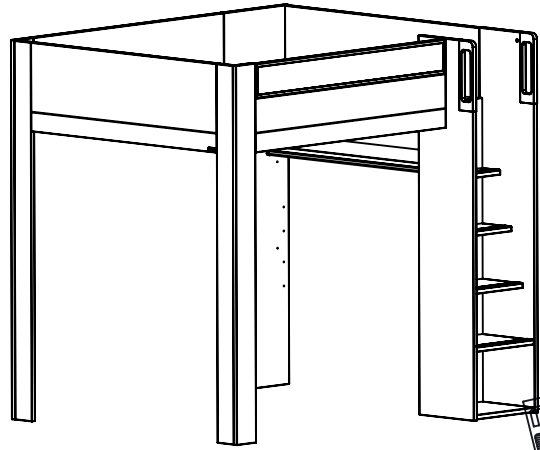
15 x  
Réf. 15178




**30B**



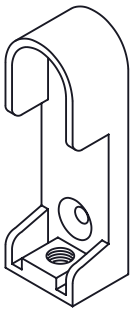
**Ba & Bb**



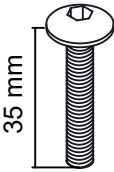
**Bc & Bd**



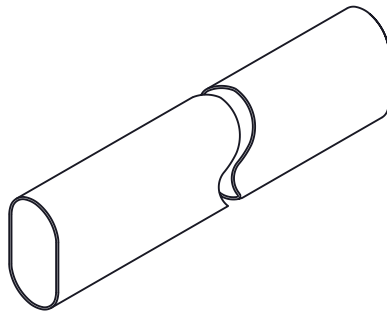
41/44



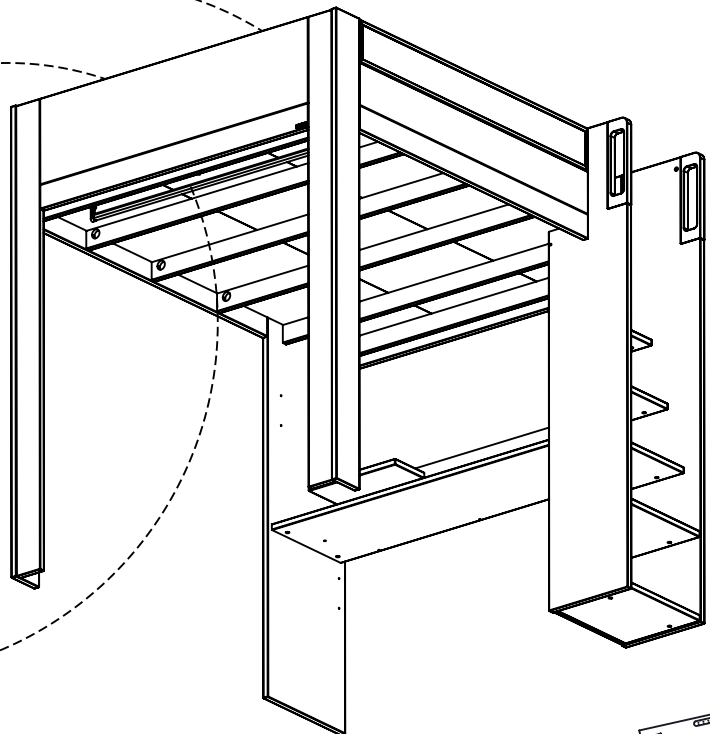
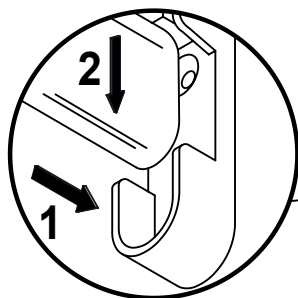
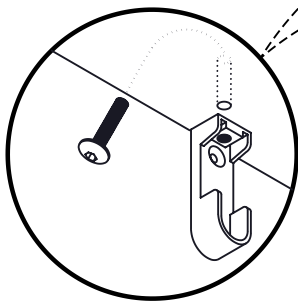
2 x  
Réf. 20298




2 x  
Réf. 33735



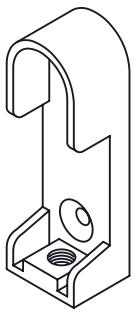
1 x  
Réf. 56083



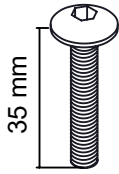
**31B**



42/44

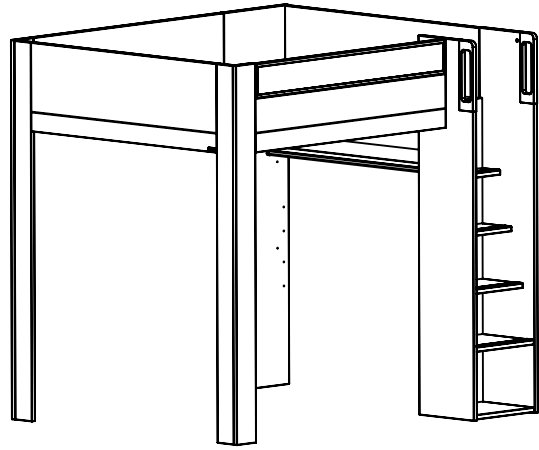
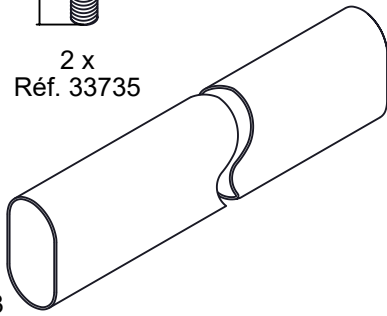


2 x  
Réf. 20298

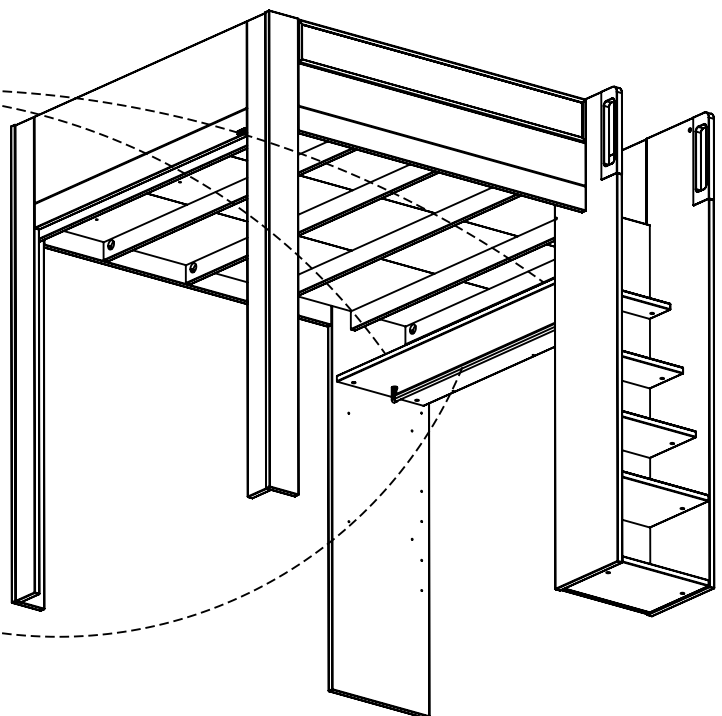
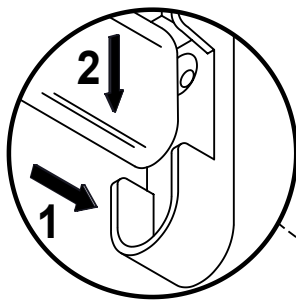
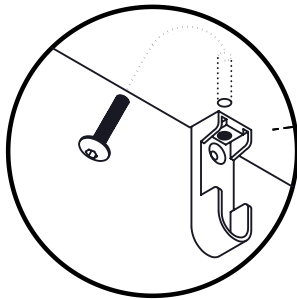
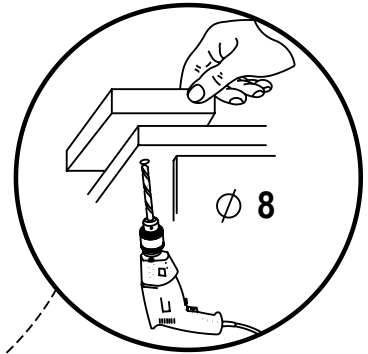
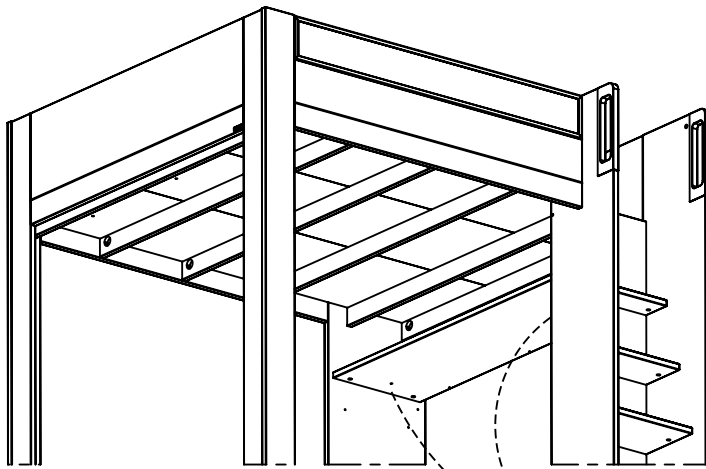


35 mm  
2 x  
Réf. 33735

1 x  
Réf. 56083



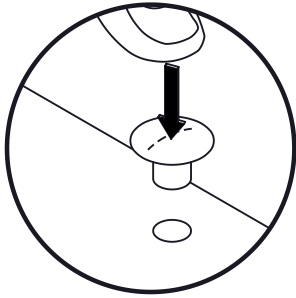
**Bc & Bd**



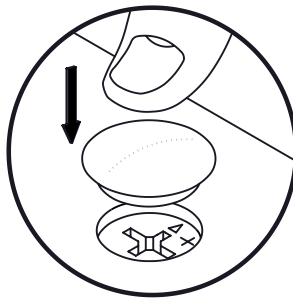
**32B**



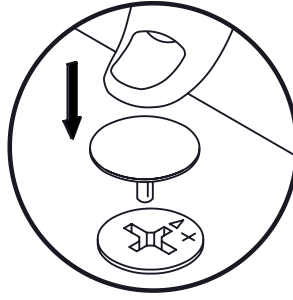
20 x Réf. 58626 gris  
6 x Réf. 7017 blanc



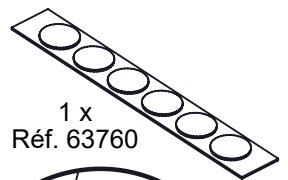
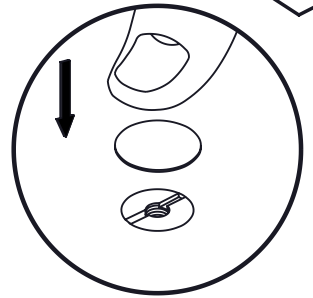
40 x  
Réf. 58621 gris



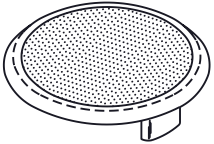
2 x Réf. 58623 gris  
6 x Réf. 37426 blanc



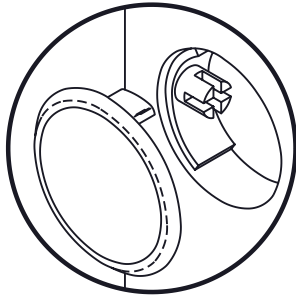
26 x  
Réf. 44072 gris



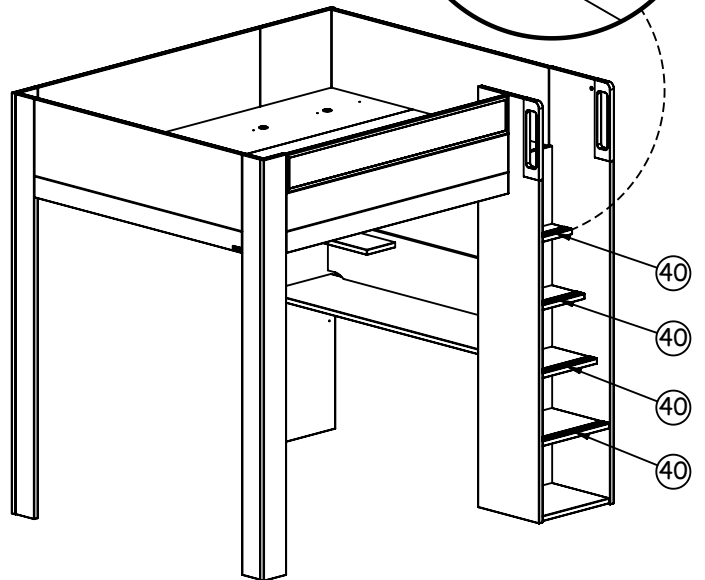
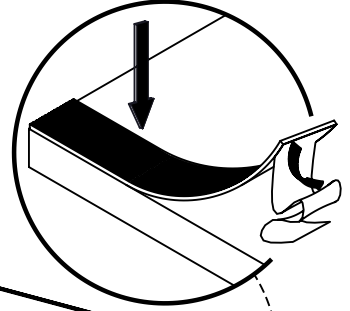
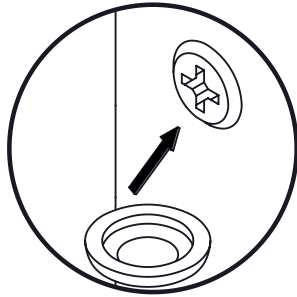
1 x  
Réf. 63760



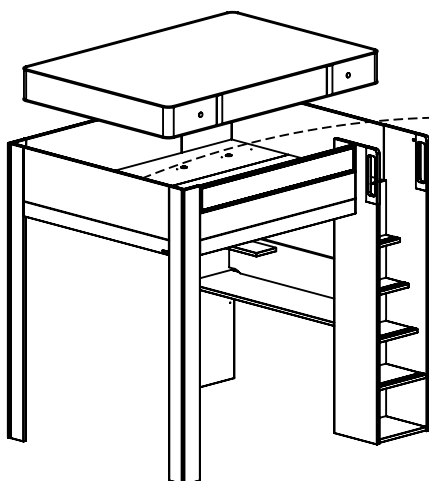
25 x Réf. 15118 blanc  
6 x Réf. 58624 gris



6 x  
Réf. 15922 gris



### 33B






↑ ↑  
HAUTEUR MAXIMUM DU MATELAS  
MAXIMUM HEIGHT OF THE MATTRESS

NF D62-100-1 AVRIL 2010  
LE COUCHAGE EN HAUTEUR NE CONVIENT PAS A DES ENFANTS DE MOINS DE 6 ANS  
ALL HIGH SLEEPERS ARE NOT RECOMMENDED FOR CHILDREN UNDER THE AGE OF 6 YEARS


### 34B

**FR**

**Donnez ou recyclez vos meubles.**

 **Association** *ou*  **Magasin** *ou*  **Déchèterie**

<https://quefairedemesdechets.fr>



MODELE / MODEL / MODELO / MODEL / MODELL / MODELLO / МОДЕЛЬ / MODEL

# ☐ REF.A06 - DIMIX

# ☐ REF. 590 - LIT MEZZANINE 140X200

Date d'achat / Date of purchase / Fecha de compra / Aankoopdatum  
Kaufdatum / Data di acquisto / ДАТА ПОКУПКИ / Satın alış tarihi

N° OM :

Distributeur / Distributor / Distribuidor / Verdeler  
Händler / Distributore / ДИСТРИБЬЮТЕР / ağıtıcı

Correspondant / Addressee / Contacto  
Contactpersoon / Ansprechpartner  
Corrispondente / КОРРЕСПОНДЕНТ  
İlgili

Consommateur final / End consumer  
Consumidor final / Eindgebruiker  
Endkunde / Consumatore finale  
КОНЕЧНЫЙ ЗАКАЗЧИК / Nihai tüketici

Adresse de livraison / Address for delivery  
Dirección de entrega / Leveringsadres / Lieferadresse  
Indirizzo di consegna / АДРЕС ПОСТАВКИ / Teslim adresi

N° de la pièce / Part no. / N° de la pieza / Onderdeelnummer / Art. Nr.  
N° del pezzo / НОМЕР ИЗДЕЛИЯ / Parça No'su :

Nature du défaut éventuel / Nature of the defect if any / Naturaleza del posible defecto / Aard van het eventuele defect  
Eventueller Fehler / Tipo del difetto eventuale / ОПИСАНИЕ ВОЗМОЖНЫХ ИЪЯНОВ / Olası defonun türü :

