GAUTIER

# REF.D54 - PLURIEL CHENE STRUCTURE
# REF.D55 - PLURIEL CHENE DU BOCAGE
# REF.D56 - PLURIEL NOYER AMBRE

## REF. L2J - BASE CONFORT 1T.2P. H 64 L 99

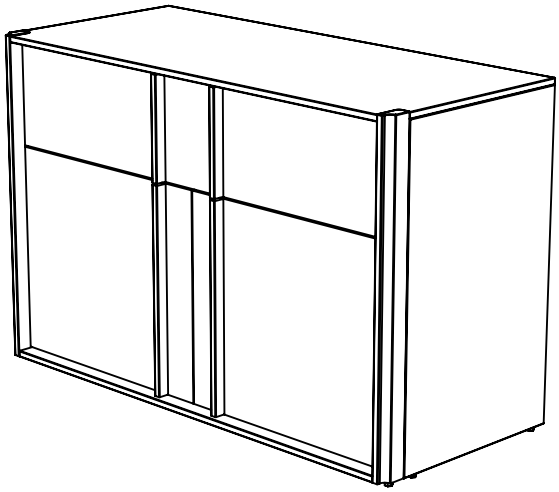

**FR** Nous vous remercions d'avoir choisi ce meuble. Pour garantir une satisfaction totale, il est très important que vous suiviez phase par phase les instructions de montage. **IMPORTANT -** À lire attentivement - À conserver pour consultation ultérieure.

**GB** Thank you for buying this furniture. For your total satisfaction, it is very important that you follow the assembly instructions step by step. **IMPORTANT** — Read carefully — Keep for future reference.

**ES** Le agradecemos que haya elegido este mueble. Para garantizar una total satisfacción, es muy importante que siga todos los pasos de las instrucciones de montaje. **IMPORTANTE**: léalo atentamente y guárdelo para consultarlo más adelante.

**NL** Wij danken u dat u voor dit meubel gekozen heeft. Voor een optimaal gebruik van het meubel is het van het grootste belang dat u stap voor stap de montage-instructies volgt. **BELANGRIJK** — Lees aandachtig door – Bewaar voor toekomstig gebruik.

**DE** Ir danken Ihnen, dass Sie sich für dieses Möbelstück entschieden haben. Bitte befolgen Sie die Montageanleitung genau, damit Sie mit dem fertigen Möbel vollkommen zufrieden sind. **WICHTIG** – Bitte sorgfältig lesen – Zur späteren Bezugnahme aufbewahren.

**IT** Vi ringraziamo per aver scelto questo mobile. Per garantire una totale soddisfazione, è molto importante che seguiate fase per fase le istruzioni di montaggio. **IMPORTANTE** — Leggere attentamente – Conservare per consultazioni future.

**PT** Muito obrigado por ter escolhido este móvel. Para garantir uma satisfação total, é muito importante que siga passo-a-passo as instruções de montagem. **IMPORTANTE** — Leia atentamente — Guarde para consulta futura.

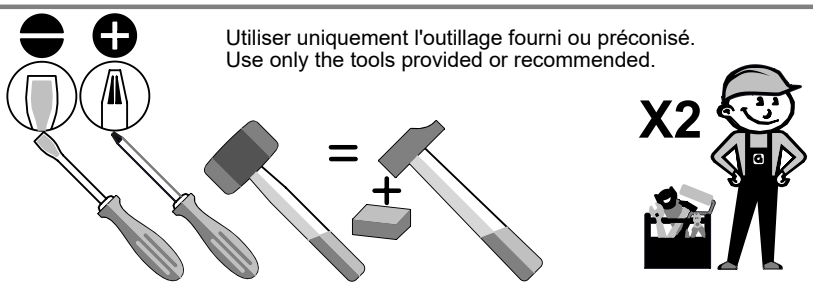


Utiliser uniquement l'outillage fourni ou préconisé.
Use only the tools provided or recommended.

A monter soi-même.
For self-assembly

**N° Série :**

**GAUTIER FRANCE** BP 10 85510 LE BOUPERE FRANCE *contact@gautier.fr*

## FR IMPORTANT - A CONSERVER POUR UNE CONSULTATION ULTERIEURE - A LIRE SOIGNEUSEMENT

**Instructions de montage :**
- **toute personne qui monte le meuble doit bien suivre la notice et respecter les conseils spécifiques donnés,**
- tenir éloignés les jeunes enfants lors de l'assemblage. Présence de petites pièces susceptibles d'être ingérées,
- serrer correctement les éléments de fixation avec l'outillage fourni ou préconisé
- pour éviter tout risque d'accrochage des vêtements, cordons, colliers, vérifiez le serrage de chaque dispositif d'assemblage,
- pour préserver l'environnement, triez les emballages et déposez-les dans l'endroit prévu pour leur recyclage (déchetterie).

**Instructions d'utilisation :**
Avant la première utilisation, un adulte doit vérifier que :
- les instructions de montage ont bien été respectées,
- le meuble ne présente aucun défaut ou anomalie fonctionnelle,
- le meuble est de niveau (un mauvais montage, calage ou manutention peut entraîner une fragilisation des assemblages et/ou des pièces.),
- tous les dispositifs d'assemblage sont convenablement serrés. Ceux-ci doivent être vérifiés régulièrement au cours de l'utilisation et resserrés si nécessaire.

**Conseils d'utilisation :**
- Les meubles contenant des panneaux à base de bois peuvent émettre des substances polluantes dans l'air intérieur.
Il est donc recommandé, après l'installation du meuble, d'aérer fréquemment la pièce pendant au moins quatre semaines.
- Ne pas déplacer un mobilier chargé.
- Utiliser votre produit sur un sol stabilisé, de niveau (n'hésitez pas à mettre des cales pour assurer le bon fonctionnement et la longévité des portes et tiroirs.
- nos meubles vous donneront entière satisfaction dans des conditions habituelles d'utilisation (Température de 15 à 25° / Humidité de 50 à 70%).

**- Important :** - toute modification apportée au meuble, non prévue par le fabricant, déclasse le produit de son usage initial et engage alors la responsabilité de celui qui réalise cette transformation.

**- Avertissements :** - Ne pas utiliser le meuble si certains éléments sont cassés, endommagés ou manquants, et n'utiliser que des pièces détachées approuvées par le fabricant.

**Entretien :** - Nous vous recommandons de nettoyer nos meubles exclusivement à l'aide d'un chiffon doux imbibé d'eau savonneuse et de les essuyer avec un chiffon sec,

**Garantie :** - Si, malgré tous nos contrôles, vous constatez une anomalie , nous vous remercions de préciser sa nature, le numéro de la ou les pièces défectueuses ainsi que les références et "N° de série" de votre meuble auprès de votre distributeur.

## GB IMPORTANT, READ CAREFULLY AND KEEP FOR INFORMATION LATER.

**Instructions for assembly :**
- Anyone assembling the furniture must follow the instructions carefully and comply with the specific advice given.
- Keep young children away during assembly. Small parts are present that could be swallowed.
- Tighten the fasteners correctly using the tools provided or recommended.
- To avoid any risk of clothing, cords or necklaces getting caught, check that each assembly device is tightened securely.
- To protect the environment, sort the packaging and dispose of it in the appropriate recycling facility (waste collection centre).

**Instructions for use :**
Before using the product for the first time, an adult must check that :
- The assembly instructions have been followed correctly;- the furniture has no defects or functional anomalies,
- the furniture is level (incorrect assembly, wedging or handling can weaken the joints and/or parts),
- all assembly devices are properly tightened. These must be checked regularly during use and tightened if necessary.

**Advice for use :**
- Furniture containing wood-based panels may release pollutants into the indoor air.
- It is therefore recommended that, after installing the furniture, you ventilate the room frequently for at least four weeks.
- Do not move heavy furniture.
- Use your product on a stable, level floor (feel free to use wedges to ensure the proper functioning and longevity of doors and drawers).
- Our furniture will give you complete satisfaction under normal conditions of use (temperature between 15 and 25°C / humidity between 50 and 70%).

- **Important**: - Any modification to the furniture not specified by the manufacturer will render the product unfit for its original use and will therefore be the responsibility of the person carrying out the modification.
- **Warnings**: - Do not use the furniture if any parts are broken, damaged or missing, and only use spare parts approved by the manufacturer.

**Maintenance :** - We recommend that you clean our furniture using only a soft cloth rung out in soapy water, and then polish it with a dry duster;

**Guarantee :** - If, despite all our verifications, you notice an anomaly, kindly describe the nature of the anomaly, the number of the defective item or items, as well as the your distributor's reference number and "N° de série" for your piece of furniture.

## ES IMPORTANTE, LEER ATENTAMENTE Y GUARDAR PARA CONSULTAS POSTERIORES.

**Instrucciones de montaje :**
- **cualquier persona que monte el mueble debe seguir correctamente las instrucciones y respetar los consejos especificos proporcionados,**
- Mantenga alejados a los niños pequeños durante el montaje. Presencia de piezas pequeñas que pueden ser ingeridas.
- Apriete correctamente los elementos de fijación con las herramientas suministradas o recomendadas.
- Para evitar cualquier riesgo de enganche de ropa, cordones o collares, compruebe el apriete de cada dispositivo de montaje.
- Para preservar el medio ambiente, separe los embalajes y depositelos en el lugar destinado a su reciclaje (punto limpio).

**Instrucciones de uso :**
Antes del primer uso, un adulto debe verificar lo siguiente :
- se han respetado correctamente las instrucciones de montaje,
- el mueble no presenta ningún defecto ni anomalía funcional,
- el mueble está nivelado (un montaje, ajuste o manipulación incorrectos pueden debilitar las uniones y/o las piezas),
- todos los dispositivos de montaje están bien apretados. Estos deben revisarse periódicamente durante el uso y apretarse si es necesario.

**Consejos de uso :**
- Los muebles que contienen paneles derivados de la madera pueden emitir sustancias contaminantes al aire interior.
Por lo tanto, se recomienda, tras la instalación del mueble, ventilar la habitación con frecuencia durante al menos cuatro semanas.
- No mueva los muebles cargados.
- Utilice su producto sobre un suelo estable y nivelado (no dude en colocar cuñas para garantizar el buen funcionamiento y la durabilidad de las puertas y los cajones).
- Nuestros muebles le darán plena satisfacción en condiciones normales de uso (temperatura de 15 a 25 °C / humedad del 50 al 70 %).

- **Importante**: - cualquier modificación realizada en el mueble que no haya sido prevista por el fabricante desclasifica el producto de su uso inicial y compromete la responsabilidad de quien realiza dicha transformación.
- **Advertencias**: - No utilice el mueble si algunos elementos están rotos, dañados o faltan, y utilice únicamente piezas de repuesto aprobadas por el fabricante.

**Mantenimiento:** - Le recomendamos que limpie nuestros muebles exclusivamente con un trapo suave empapado de agua y jabón y que los seque con un trapo seco,

**Garantía :** - Si pese a todos nuestros controles detectas una anomalía, te agradecemos que le indiques a tu distribuidor su naturaleza, el número de la o de las piezas defectuosas así como las referencias y "N° de série" del mueble.

## NL BELANGRIJK, LEES DEZE INSTRUCTIES AANDACHTIG EN BEWAAR ZE ZODAT U ZE LATER NOG KUNT RAADPLEGEN.

**Montagehandleiding :**
- **bij montage van het meubel dient u stipt de handleiding en de specifieke instructies op te volgen,**
- houd jonge kinderen uit de buurt tijdens het in elkaar zetten. Er zijn kleine onderdelen aanwezig die kunnen worden ingeslikt,
- draai de bevestigingselementen goed vast met het meegeleverde of aanbevolen gereedschap
- controleer of alle bevestigingselementen stevig vastgedraaid zijn zodat kleding, kettingen of koordjes niet kunnen blijven haken,
- denk aan het milieu, scheid het afval en breng het naar een recycling verzamelpunt (afvalverwerking).

**Gebruikshandleiding :**
Alvorens in gebruik te nemen moet een volwassene volgende nazien:
- de montage-instructies correct zijn opgevolgd,
- het meubel geen defecten of functionele afwijkingen vertoont,
- het meubel waterpas staat (een verkeerde montage, afstelling of behandeling kan leiden tot verzwakking van de verbindingen en/of onderdelen),
- alle bevestigingsmiddelen goed zijn aangedraaid. Deze moeten tijdens het gebruik regelmatig worden gecontroleerd en indien nodig opnieuw worden vastgedraaid.

## NL BELANGRIJK, LEES DEZE INSTRUCTIES AANDACHTIG EN BEWAAR ZE ZODAT U ZE LATER NOG KUNT RAADPLEGEN.

**Gebruiksadviezen :** - Meubels die panelen op houtbasis bevatten, kunnen verontreinigende stoffen afgeven aan de binnenlucht.
Het wordt daarom aanbevolen om na het plaatsen van het meubel de kamer gedurende ten minste vier weken regelmatig te luchten.
- Verplaats geen bezwaarde meubels.
- onder normale gebruiksomstandigheden (temperatuur tussen 15 en 25°C/ vochtigheidsgraad 50 tot 70%) zult u ₹ optimaal genieten van onze meubels.

- **Belangrijk**: - elke wijziging aan het meubelstuk die niet door de fabrikant is voorzien, doet afbreuk aan het oorspronkelijke gebruik van het product en valt onder de verantwoordelijkheid van degene die deze wijziging aanbrengt.
- **Waarschuwingen**: - Gebruik het meubelstuk niet als bepaalde onderdelen kapot, beschadigd of ontbreken, en gebruik alleen door de fabrikant goedgekeurde reserveonderdelen.

**Onderhoud :** - Wij adviseren onze meubelen te reinigen met een zachte doek met zeepwater doordrenkt en met een droge doek af te drogen.

**Garantie :** - Als u, ondanks al onze controles, toch een anomalie vaststelt, vragen we u om contact op te nemen met uw distributeur, en de aard van het probleem te beschrijven. De distributeur zal u om het nummer van het defecte onderdeel of de nummers van de defecte onderdelen, en de referenties en het "N° de série" van uw meubel verzoeken.

## DE WICHTIGER HINWEIS. BITTE LESEN SIE DIESE UNTERLAGEN AUFMERKSAM DURCH UND BEWAHREN SIE SIE AUF.

**Montageanleitung :** **- Bei der Montage muss die Anleitung und die darin enthaltenen speziellen Hinweise genau befolgt werden.**
- Die Möbel müssen von Erwachsenen, niemals von Kindern montiert werden.
- Kleine Teile könnten verschluckt werden, arbeiten Sie deshalb nicht in Anwesenheit von Kleinkindern.
- Kontrollieren Sie, ob die Montiervorrichtungen fest angezogen sind, damit sich keine Kleider, Schnüre oder Ketten darin verfangen können.
- Schützen Sie die Umwelt! Trennen Sie das Verpackungsmaterial und entsorgen Sie es an einer Recycling-Sammelstelle.

**Gebrauchsanleitung :** Vor erstmaliger Benützung, muss eine Erwachsene Person folgendes Überprüfen:
- Wurde die Montageanleitung genau befolgt, - Weist das Möbelstück Fehler oder Anomalien auf,
- Steht das Möbelstück gerade ? (Verwenden Sie Ausgleichs-Keile, damit die Türen und Schubladen lange und einwandfrei funktionieren )
- Das alle zur Verfügung stehenden Montage-Schrauben usw. einwandfrei fixiert wurden. Von Zeit zu Zeit, nachträgliche Kontrolle vornehmen und eventuell Schrauben usw. nochmals anziehen-fixieren.

**Gebrauchshinweise :** - Möbel, die Holzwerkstoffplatten enthalten, können Schadstoffe an die Raumluft abgeben.
Es wird daher empfohlen, den Raum nach dem Aufstellen der Möbel mindestens vier Wochen lang regelmäßig zu lüften.
- Bewegen Sie keine beladenen Möbelstücke.
- Verwenden Sie Ihr Produkt auf einem stabilen, ebenen Boden (verwenden Sie gegebenenfalls Unterlegkeile, um die ordnungsgemäße Funktion und Langlebigkeit der Türen und Schubladen zu gewährleisten).
- Unsere Möbel werden Ihnen unter normalen Nutzungsbedingungen (Temperatur von 15 bis 25 °C / Luftfeuchtigkeit von 50 bis 70 %) vollste Zufriedenheit bieten.

- **Wichtig**: - Jede vom Hersteller nicht vorgesehene Änderung am Möbelstück führt dazu, dass das Produkt seinen ursprünglichen Verwendungszweck verliert und derjenige, der diese Änderung vornimmt, haftbar gemacht wird.
- **Warnhinweise**: - Das Möbelstück nicht aufstellen oder verwenden, wenn Teile davon gebrochen, beschädigt oder fehlend sind, und verwenden Sie nur vom Hersteller zugelassene Ersatzteile.

**Pflege :** - Zur Reinigung empfehlen wir einen weichen, in Seifenwasser getränkten Lappen. Trocknen Sie anschließend das Möbelstück mit einem trockenen Lappen.

**Garantie :** - Sollten Sie trotz unserer durchgeführten Kontrollen einen Mangel feststellen, melden Sie diesen bitte Ihrem Händler unter Angabe der Art des Mangels, der Nummer des bzw. der fehlerhaften Teile sowie der Referenzen und "N° de série" Ihres Möbels.

## IT IMPORTANTE, DA LEGGERE ATTENTAMENTE E DA CONSERVARE PER UNA ULTERIORE CONSULTAZIONE.

**Istruzioni per il montaggio :** **- qualsiasi persona che monti il mobile deve seguire bene le avvertenze e rispettare i consigli specifici forniti,**
- alcuni pezzi presentano dei rischi di soffocamento, non effettuare il montaggio in presenza di bambini piccoli,
- per evitare ogni rischio di aggancio degli indumenti, cordoni, collari, verificate il fissaggio di ogni dispositivo di assemblaggio,
- per conservare l'ambiente, smistate gli imballaggi e depositateli nel luogo previsto per il loro riciclaggio (discarica)

**Istruzioni per l'uso :** Prima del primo utilizzo un adulto deve verificare che:
- le istruzioni di montaggio siano state ben rispettate,
- il mobile non presenti nessun difetto o anomalia funzionale,
- il mobile sia a livello (non esitate a mettere delle zeppe per assicurare il corretto funzionamento e la longevità delle porte e dei cassetti),
- tutti i dispositivi di assemblaggio siano ben chiusi-fissati. Questi devono essere verificati e controllati regolarmente e rifissati se necessario anche in seguito.

**Consigli per l'uso :** - al momento dello spostamento del vostro mobile, per preservare la sua longevità, vi consigliamo di vuotarlo,
Si raccomanda quindi, dopo l'installazione del mobile, di aerare frequentemente la stanza per almeno quattro settimane.
- al momento dello spostamento del vostro mobile, per preservare la sua longevità, vi consigliamo di vuotarlo,
- Non spostare mobili carichi.
- Utilizzare il prodotto su un pavimento stabile e livellato (non esitare a inserire dei cunei per garantire il corretto funzionamento e la durata delle ante e dei cassetti.
- I nostri mobili vi daranno piena soddisfazione in condizioni di utilizzo normali (temperatura da 15 a 25° / umidità dal 50 al 70%).

- **Importante**: - qualsiasi modifica apportata al mobile, non prevista dal produttore, declassa il prodotto dal suo uso iniziale e comporta quindi la responsabilità di chi effettua tale trasformazione.
- **Avvertenze**: - Non montare o utilizzare il mobile se alcuni elementi sono rotti, danneggiati o mancanti e utilizzare solo pezzi di ricambio approvati dal produttore.

**Manutenzione :** - Vi raccomandiamo di pulire i nostri mobili con l'aiuto di uno straccio morbido imbevuto di acqua insaponata e di asciugarli con uno straccio asciutto,

**Garanzia :** - In caso venissero riscontrate anomalie nonostante tutti i nostri controlli, indicare al rivenditore la natura del difetto, il numero del pezzo o dei pezzi difettosi, le referenze e il "N° de série" del mobile.

## PT IMPORTANTE - GUARDE PARA CONSULTA POSTERIOR - LEIA ATENTAMENTE

**Instruções de montagem :** **- qualquer pessoa que monte o móvel deve seguir este manual de instruções e respeitar os conselhos específicos nele contidos,**
- algumas peças podem causar asfixia, não proceda à montagem do móvel na presença de crianças pequenas,
- para evitar qualquer risco de engate de peças de vestuário, cordões, colares, verifique se todos os dispositivos de montagem estão apertados,
- para proteger o ambiente, coloque as embalagens no respetivo contentor de reciclagem (lixo).

**Instruções de utilização :** Antes da primeira utilização, um adulto deve verificar que :
- as instruções de montagem foram devidamente respeitadas, - o móvel não apresente nenhum defeito ou anomalia funcional,
- o móvel está nivelado (se necessário coloque calços para garantir o bom funcionamento e longevidade das portas e gavetas),
- todos os dispositivos demontagem estão corretemente apertados. Estes devem ser verificados regularmente ao longo da utilizaçõe e devem ser reapertados quando necessário.

**Conselhos de utilização :** - Os móveis que contêm painéis à base de madeira podem emitir substâncias poluentes no ar interior.
Por isso, recomenda-se que, após a instalação do móvel, o cômodo seja arejado frequentemente durante pelo menos quatro semanas.
- Não desloque móveis carregados.
- Utilize o seu produto sobre um piso estabilizado e nivelado (não hesite em colocar calços para garantir o bom funcionamento e a longevidade das portas e gavetas).
- Os nossos móveis proporcionarão total satisfação em condições normais de utilização (temperatura de 15 a 25 °C / humidade de 50 a 70%).

- **Importante**: - qualquer alteração feita ao móvel, não prevista pelo fabricante, desclassifica o produto da sua utilização inicial e compromete a responsabilidade de quem realiza essa transformação.
- **Avisos**: - Não monte nem utilize o móvel se alguns elementos estiverem partidos, danificados ou em falta, e utilize apenas peças sobressalentes aprovadas pelo fabricante.

**Manutenção :** - Recomendamos que a limpeza dos nossos móveis seja feita apenas com um pano suave embebido em água e sabão e de seguida enxugado com um pano seco,

**Garantia :** - Se, apesar de todos os nossos controlos, detetar uma anomalia, pedimos que a pormenorize, indique o número da peça ou peças defeituosas bem como as referências e "N° de série" do seu móvel junto do seu distribuidor.

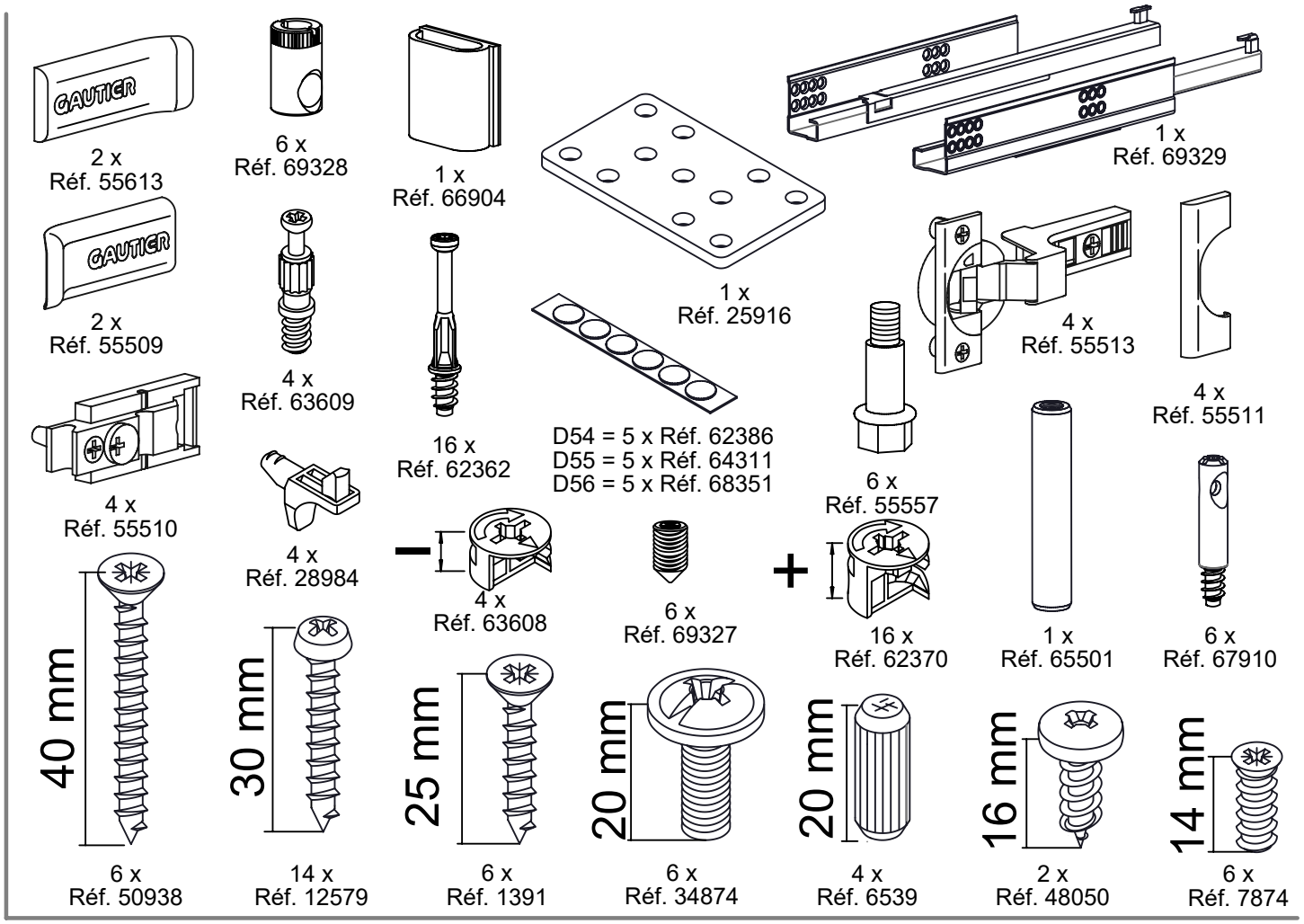


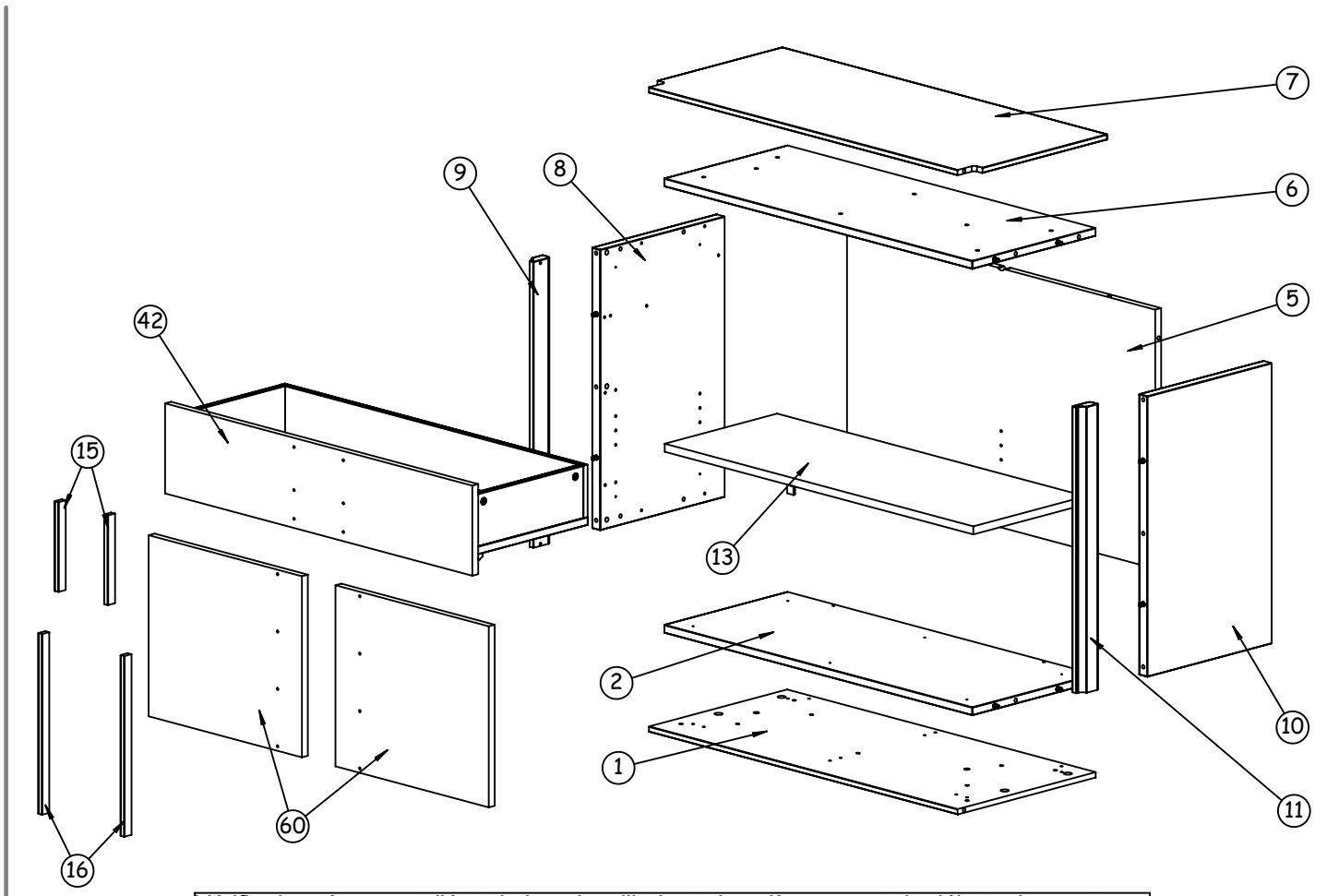


Vérifier la présence et l'état de la quincaillerie et des pièces avant de débuter le montage .

4 x
Réf. 6539

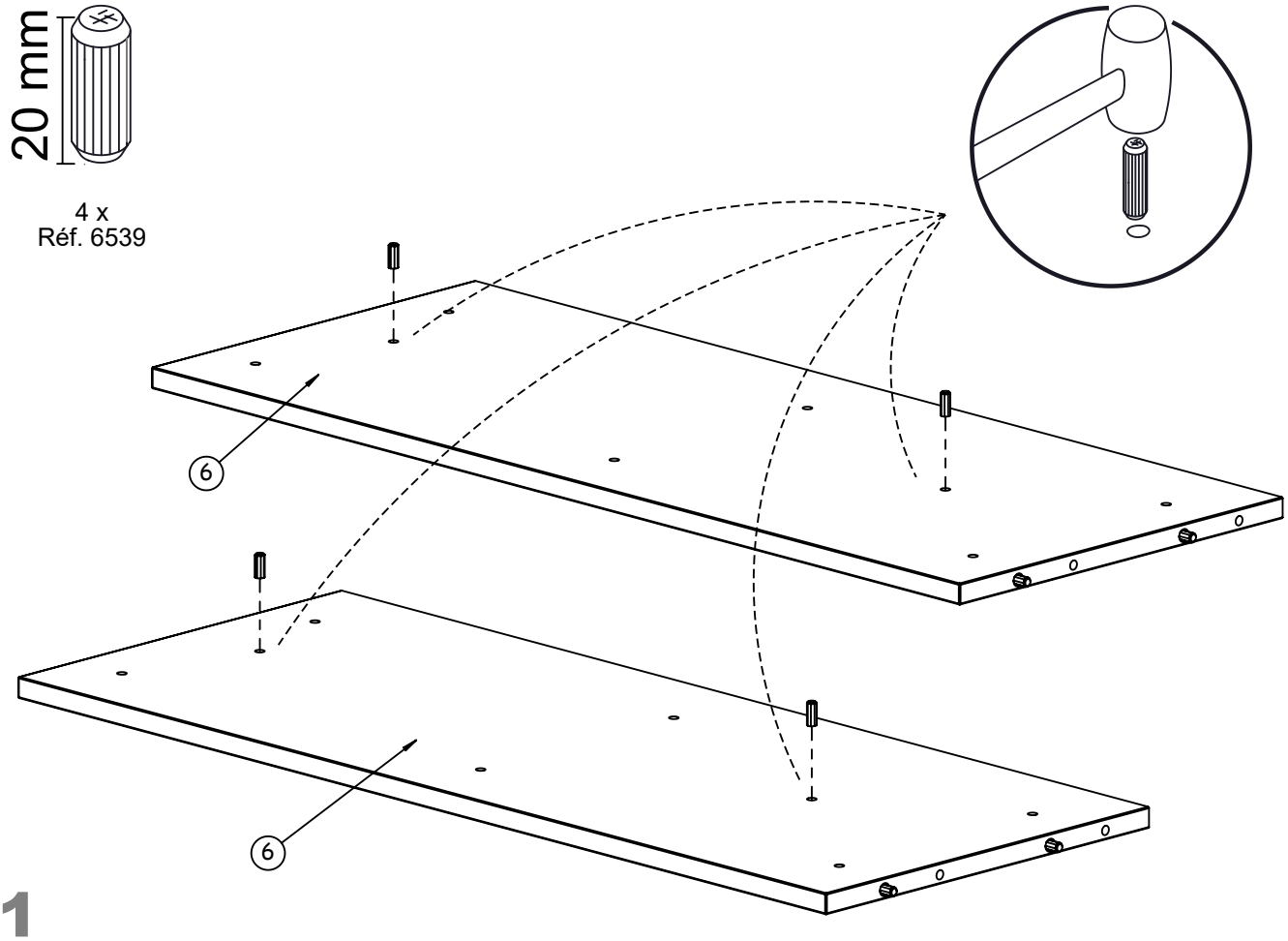


1




6 x
Réf. 1391

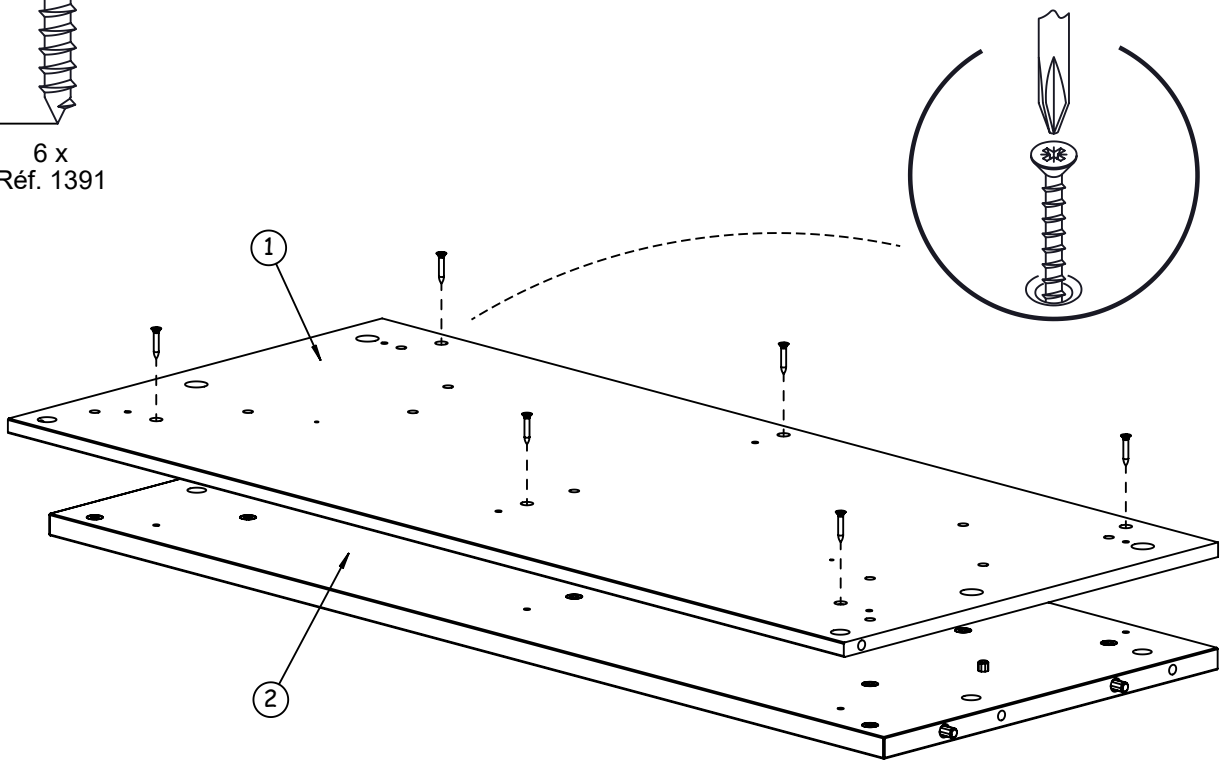


2

6 x
Réf. 34874

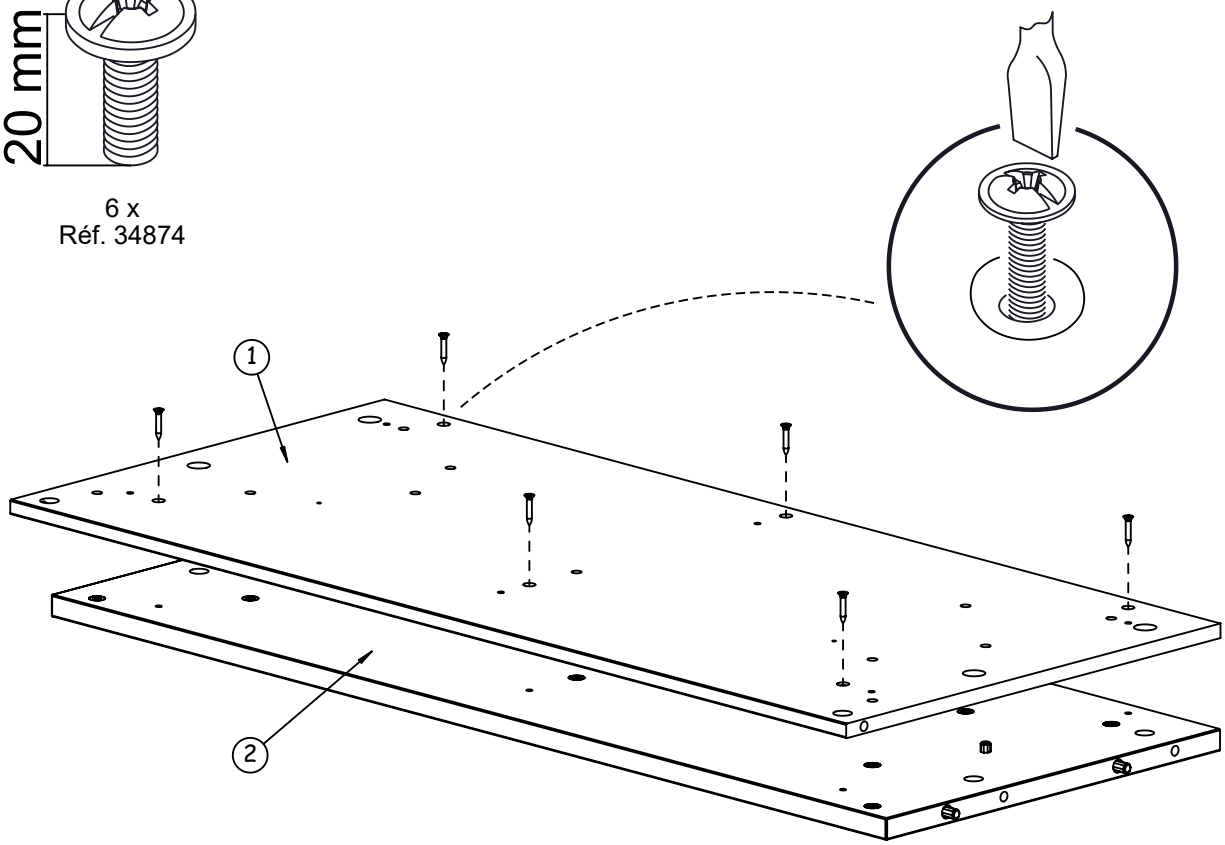


**3**

6 x
Réf. 67910

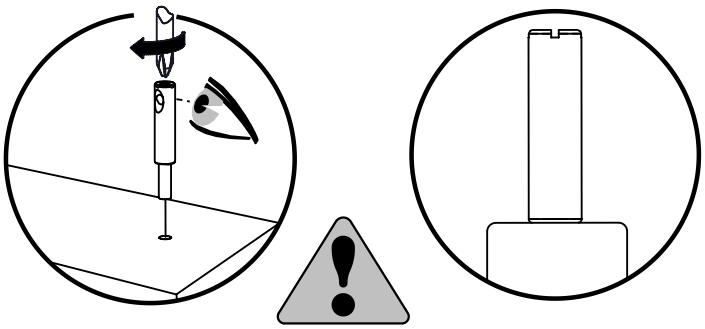

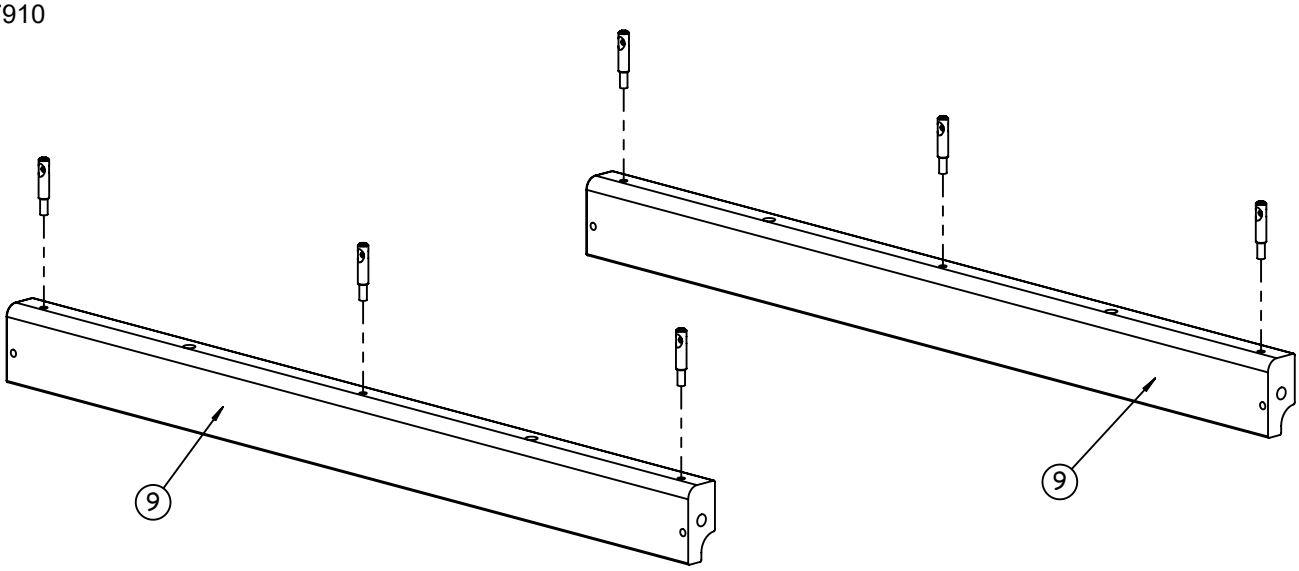


**4**

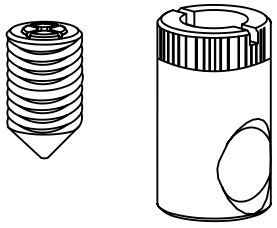

6 x
Réf. 69327

6 x
Réf. 69328

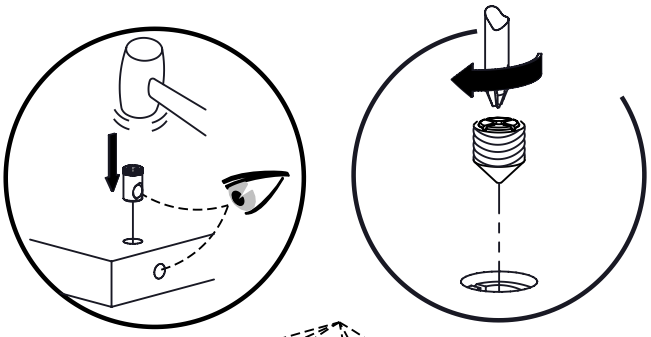

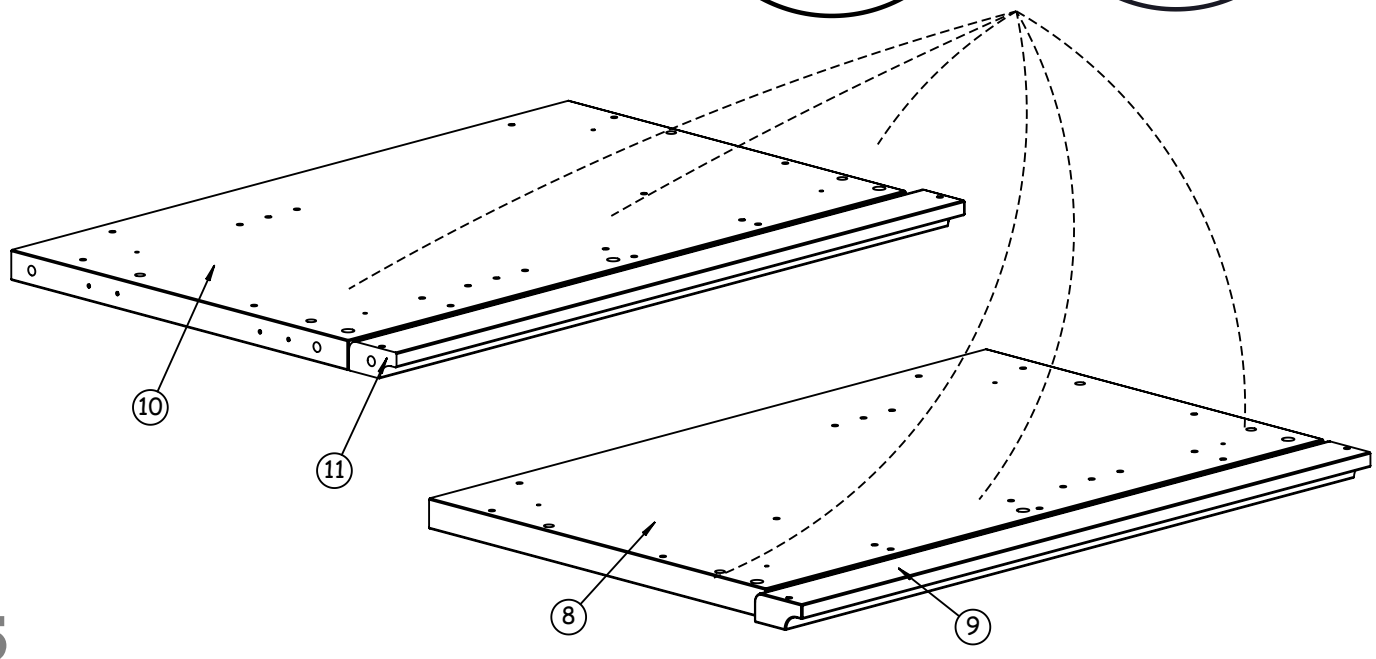


**5**

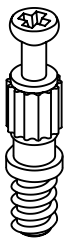

4 x
Réf. 63609

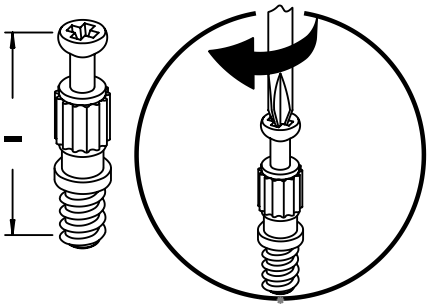

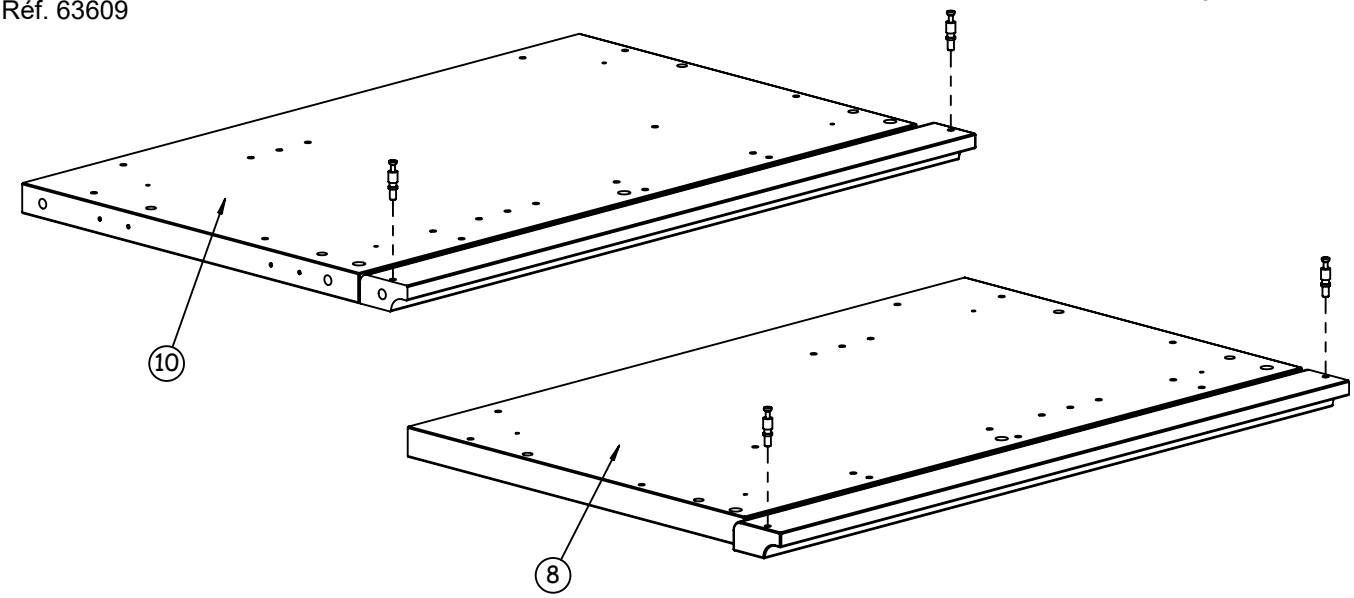


**6**

16 x
Réf. 62362

10

8

2

2

7

+

2 x
Réf. 62370

5

2

1

2

+

−

8

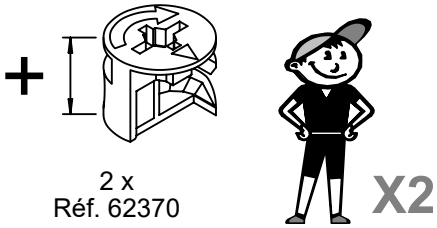


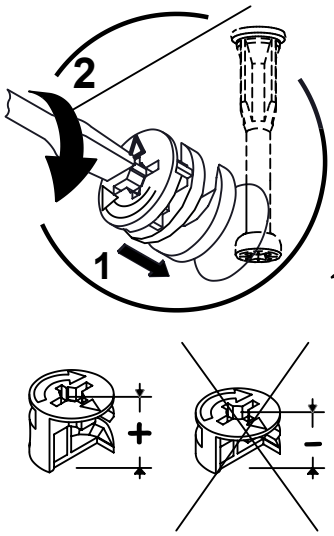


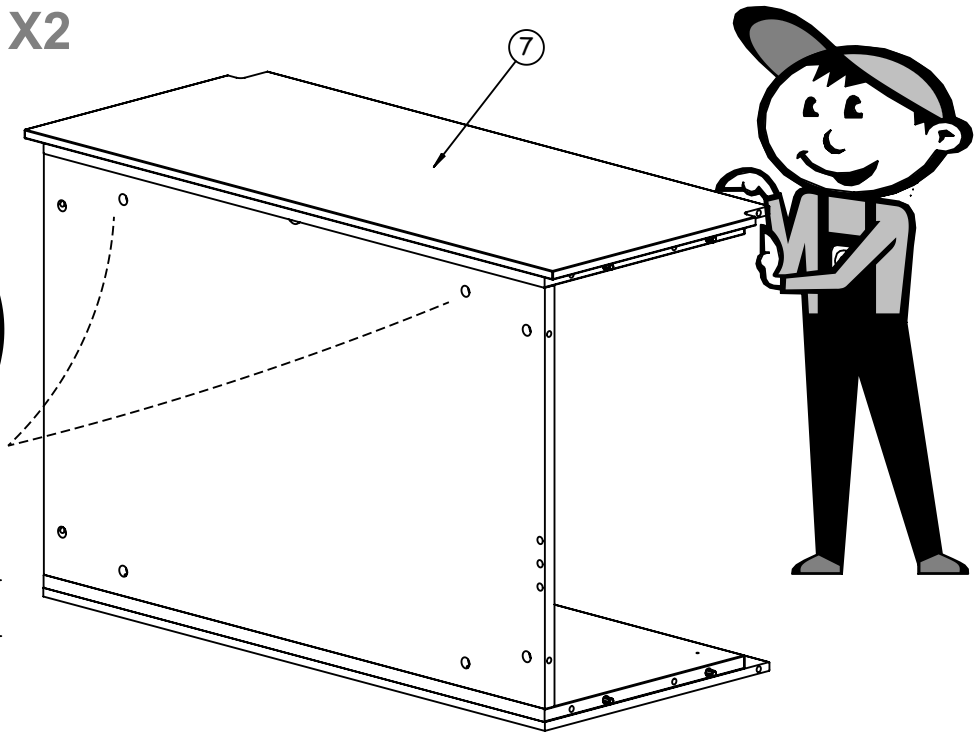


9

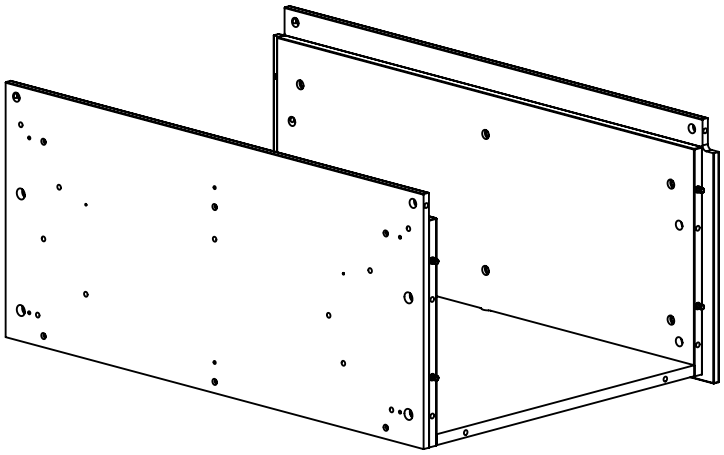

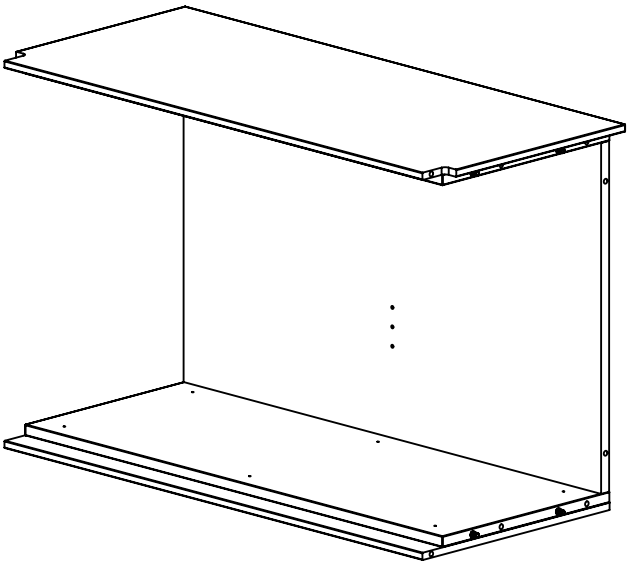

10

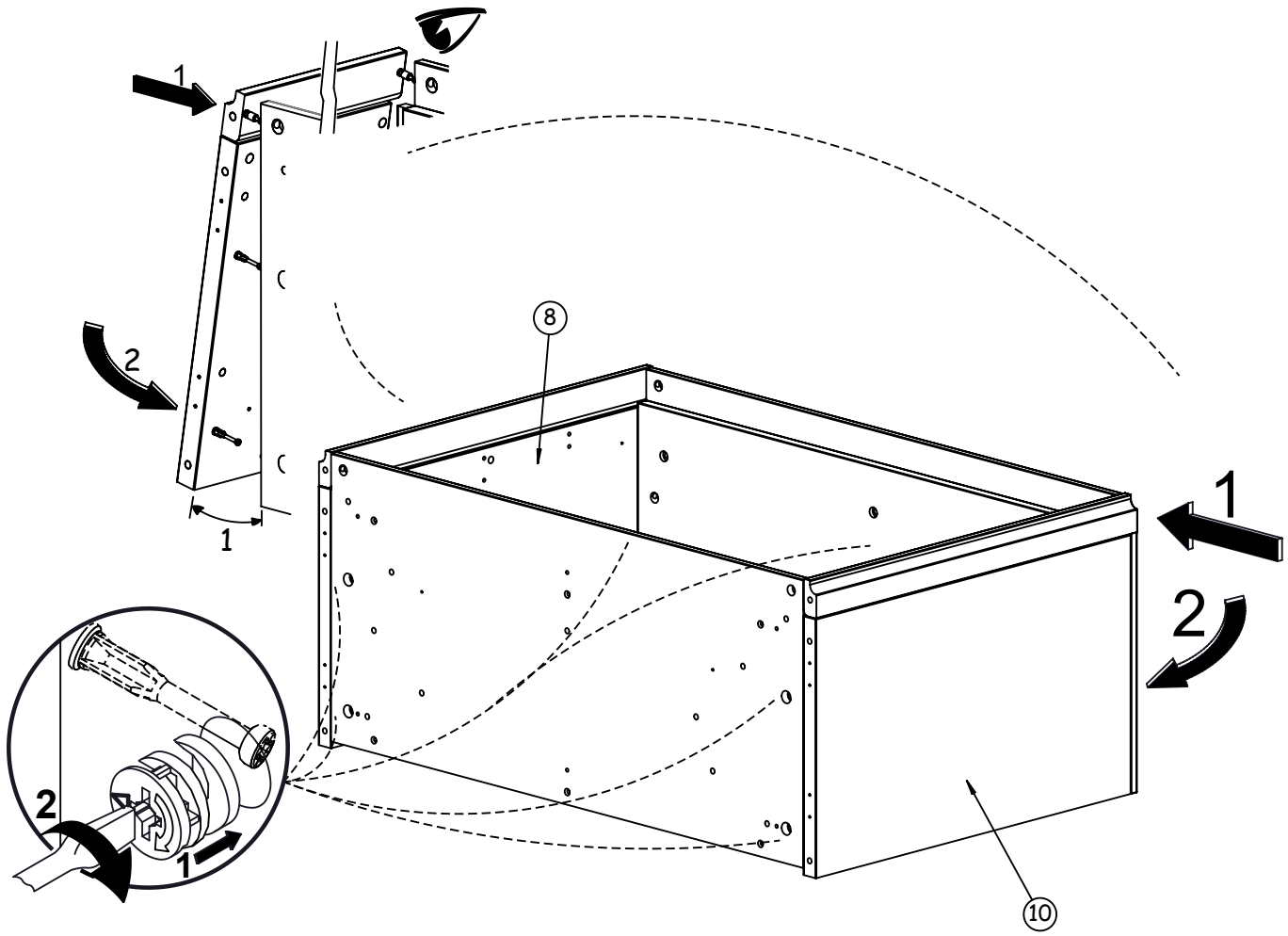


11

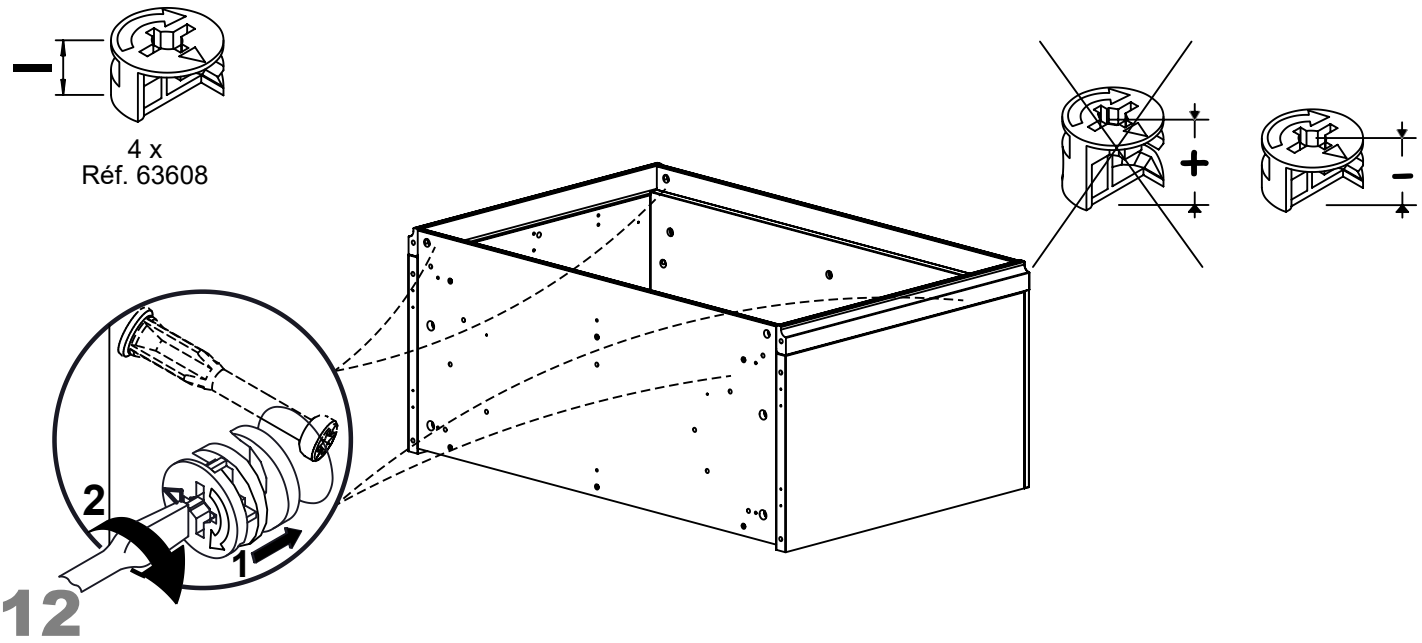


12

X2

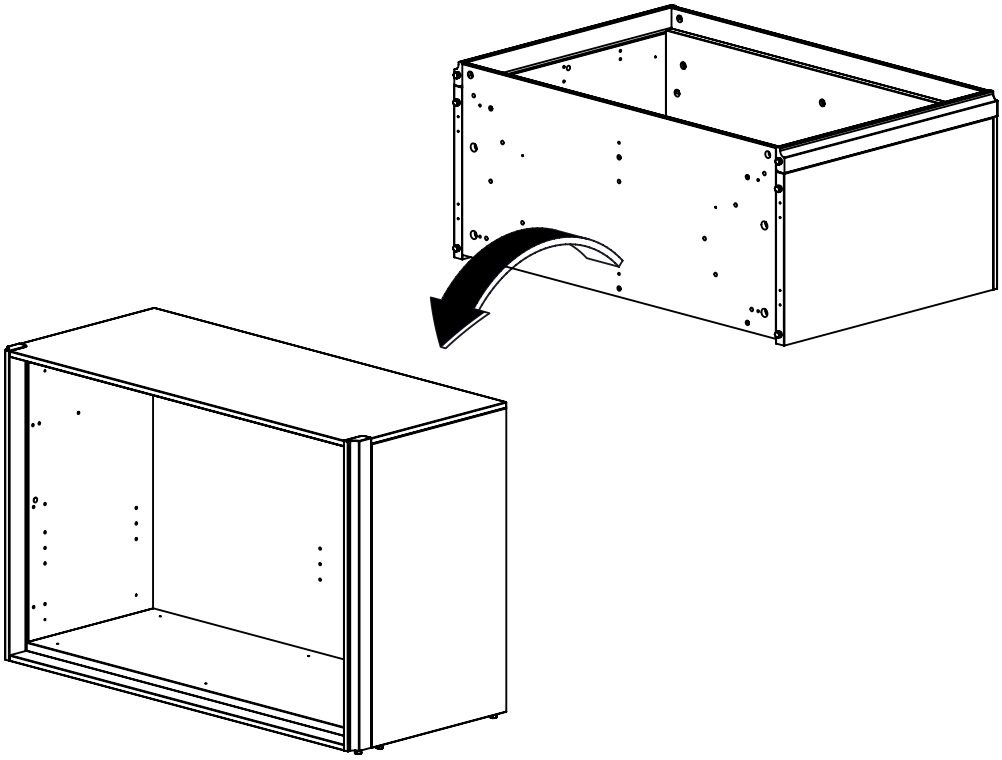

14

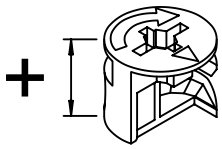

4 x
Réf. 62370

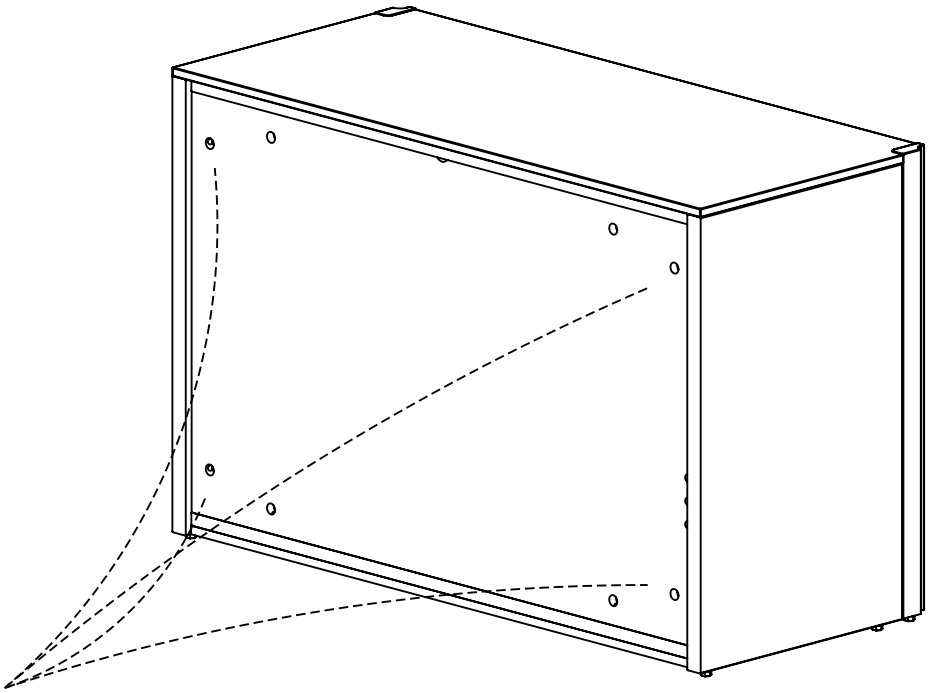

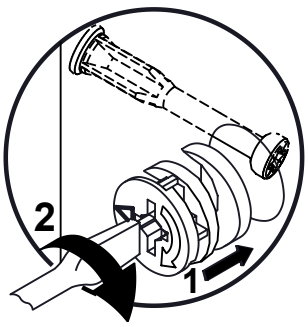


15

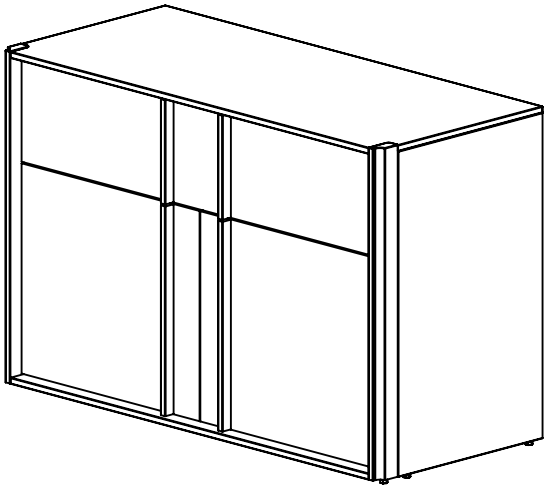




17



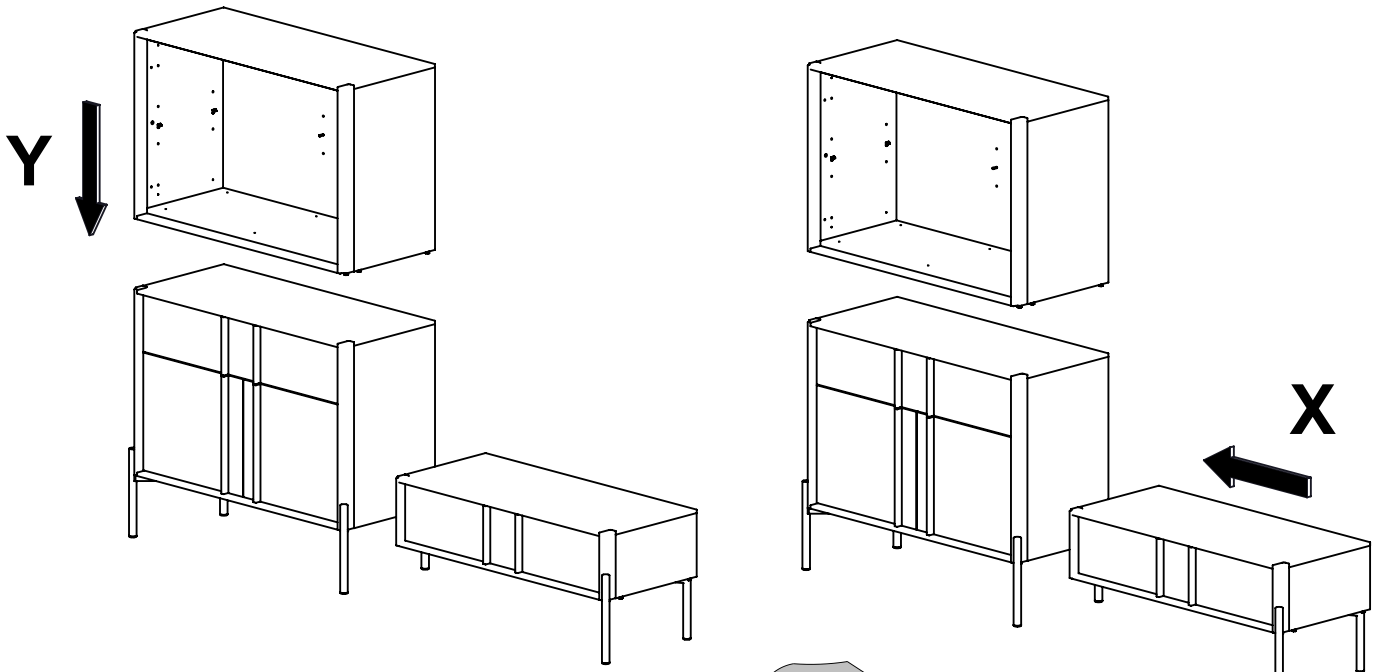

- P21/24 -

16

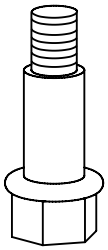

6 x
Réf. 55557

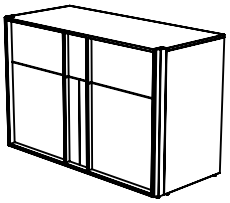

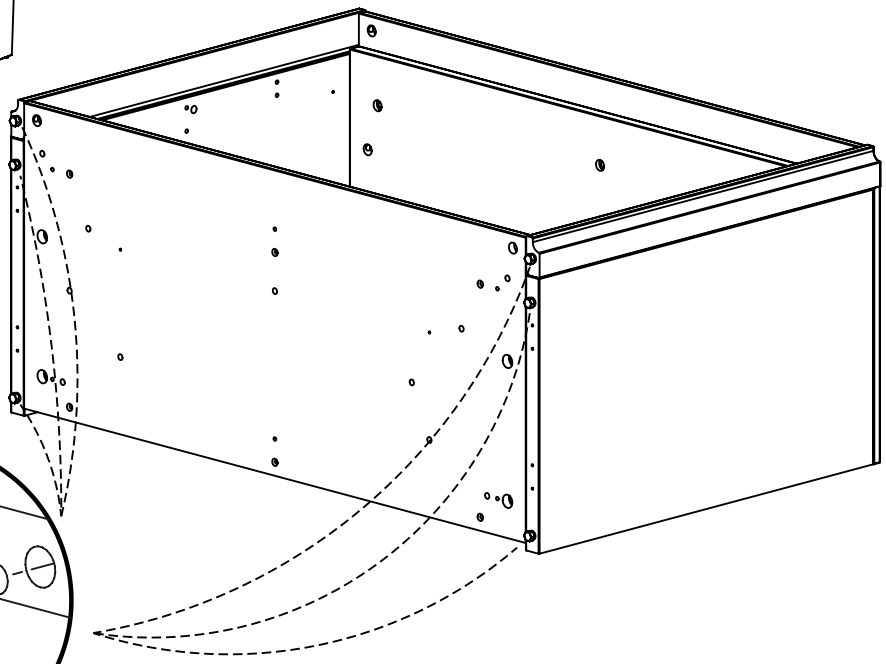

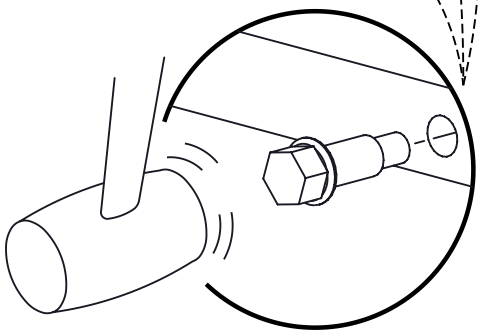



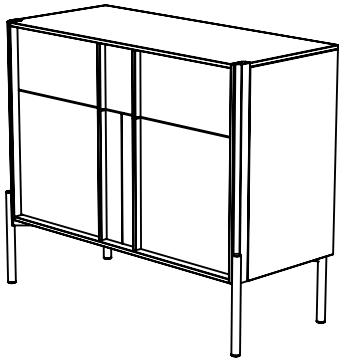

D5x-L2J + D54-P2x

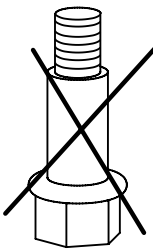

6 x
Réf. 55557

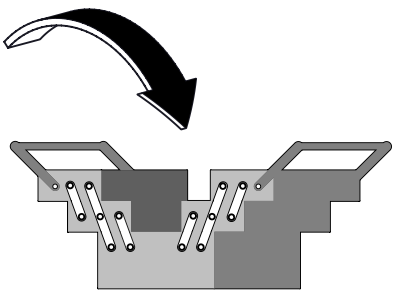




GUI_D54-P1A

17

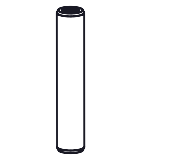

1 x
Réf. 65501

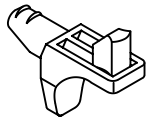

4 x
Réf. 28984

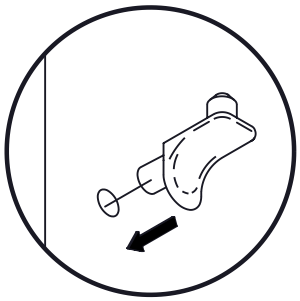

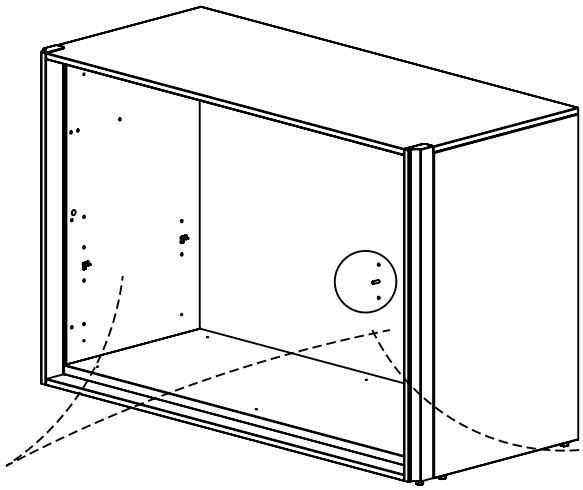

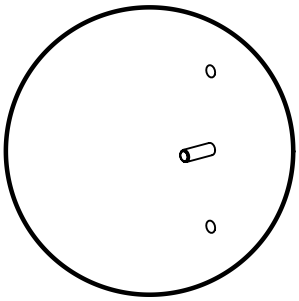

**18**

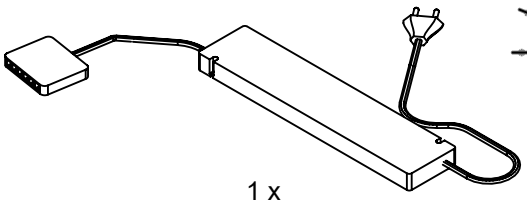

1 x
Réf. 2D57008

+

2D54P02

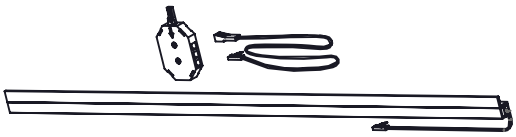





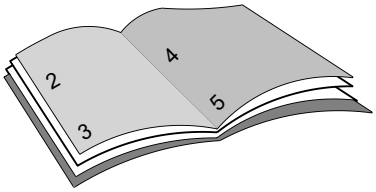


**-16/20-**
**Etape**
**Step 24**

**19**

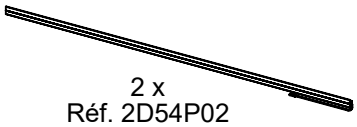

2 x
Réf. 2D54P02

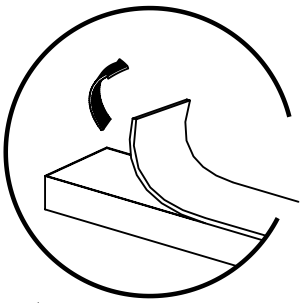

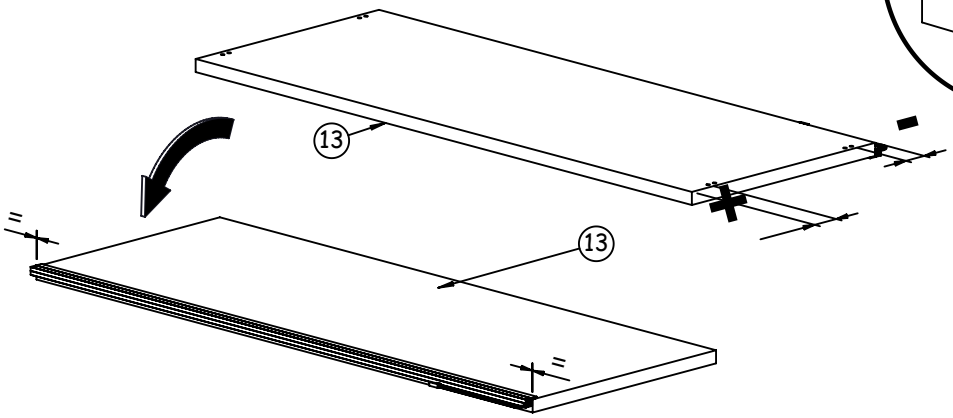


**20**

X2

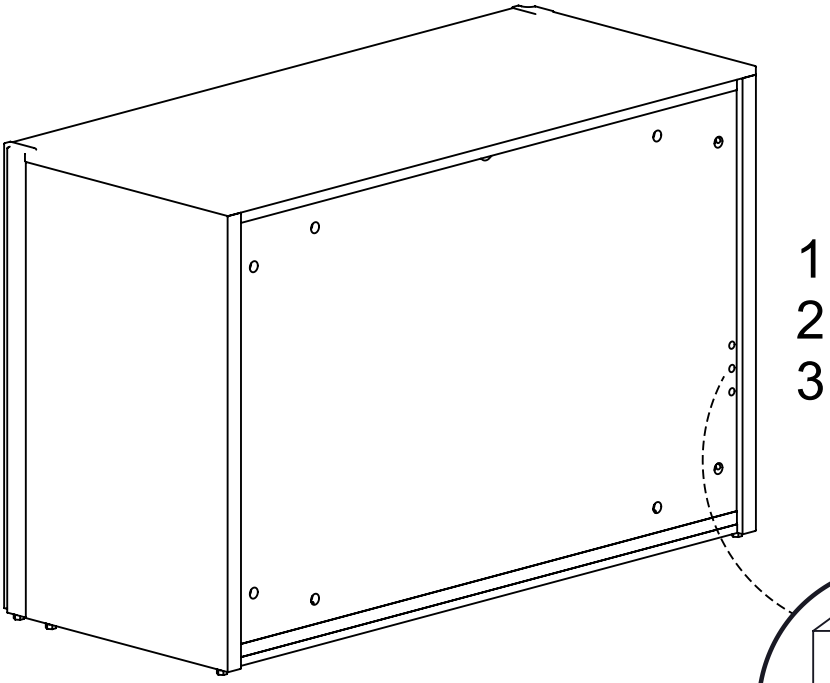


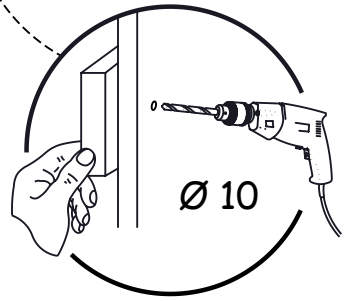


Déboucher le trou pour
le niveau d'étagère souhaité
Opening the hole
to the desired shelf level

21

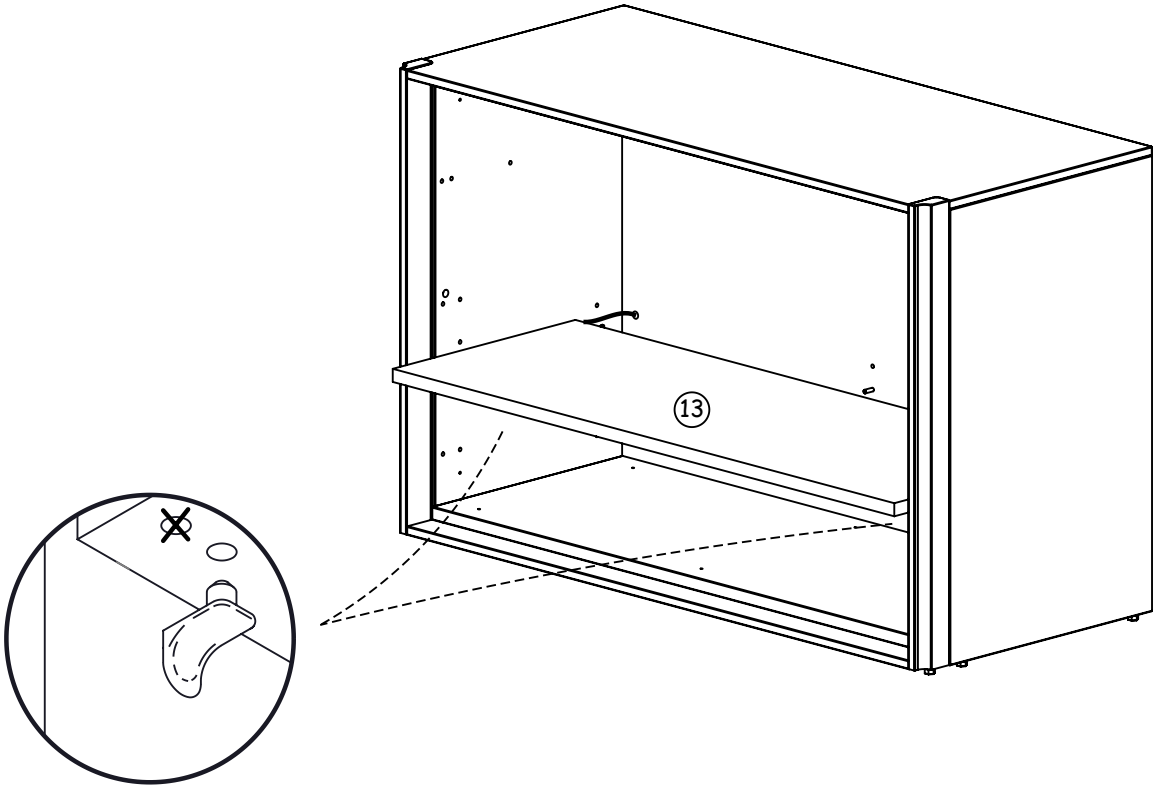


22

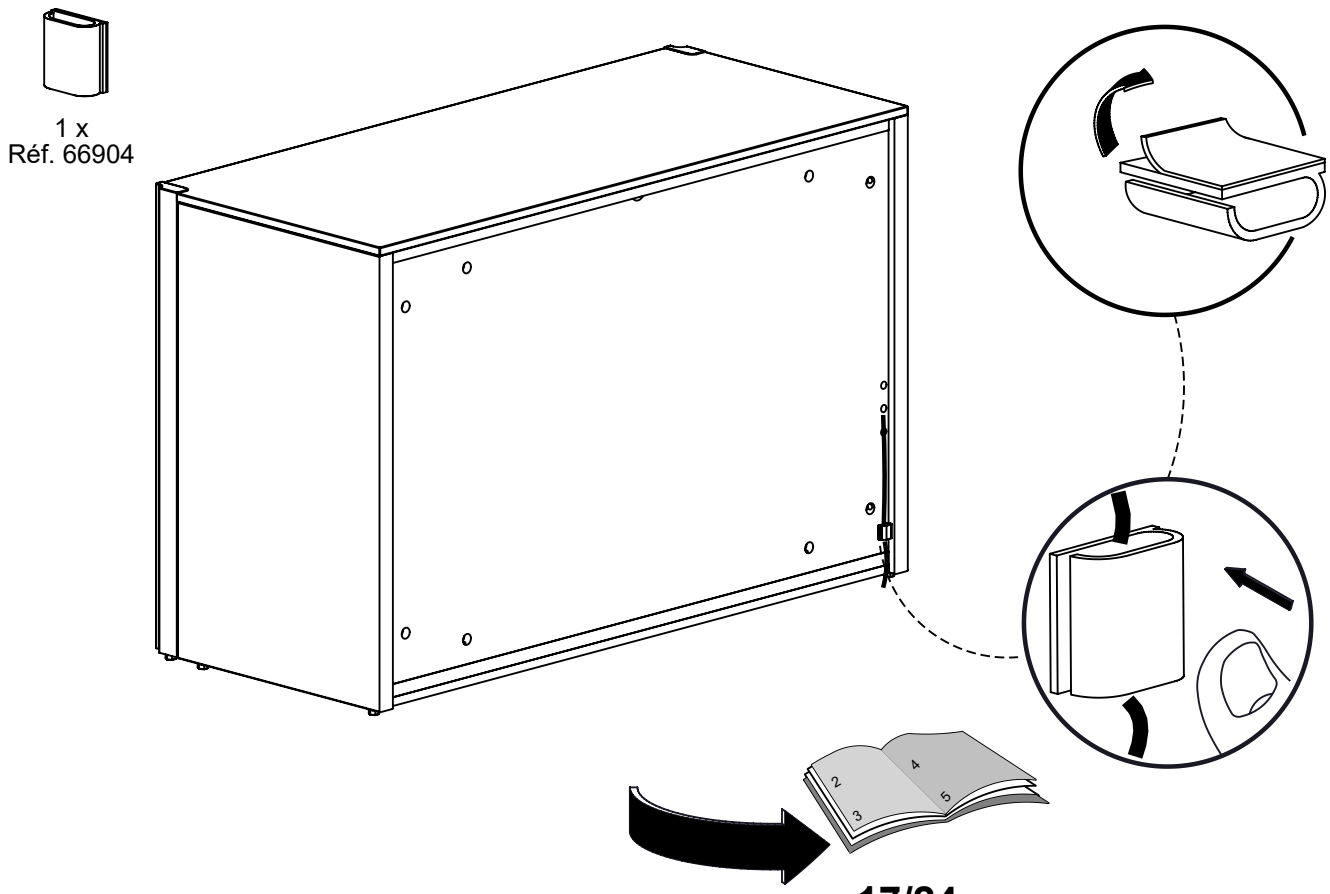


-17/24 -

23

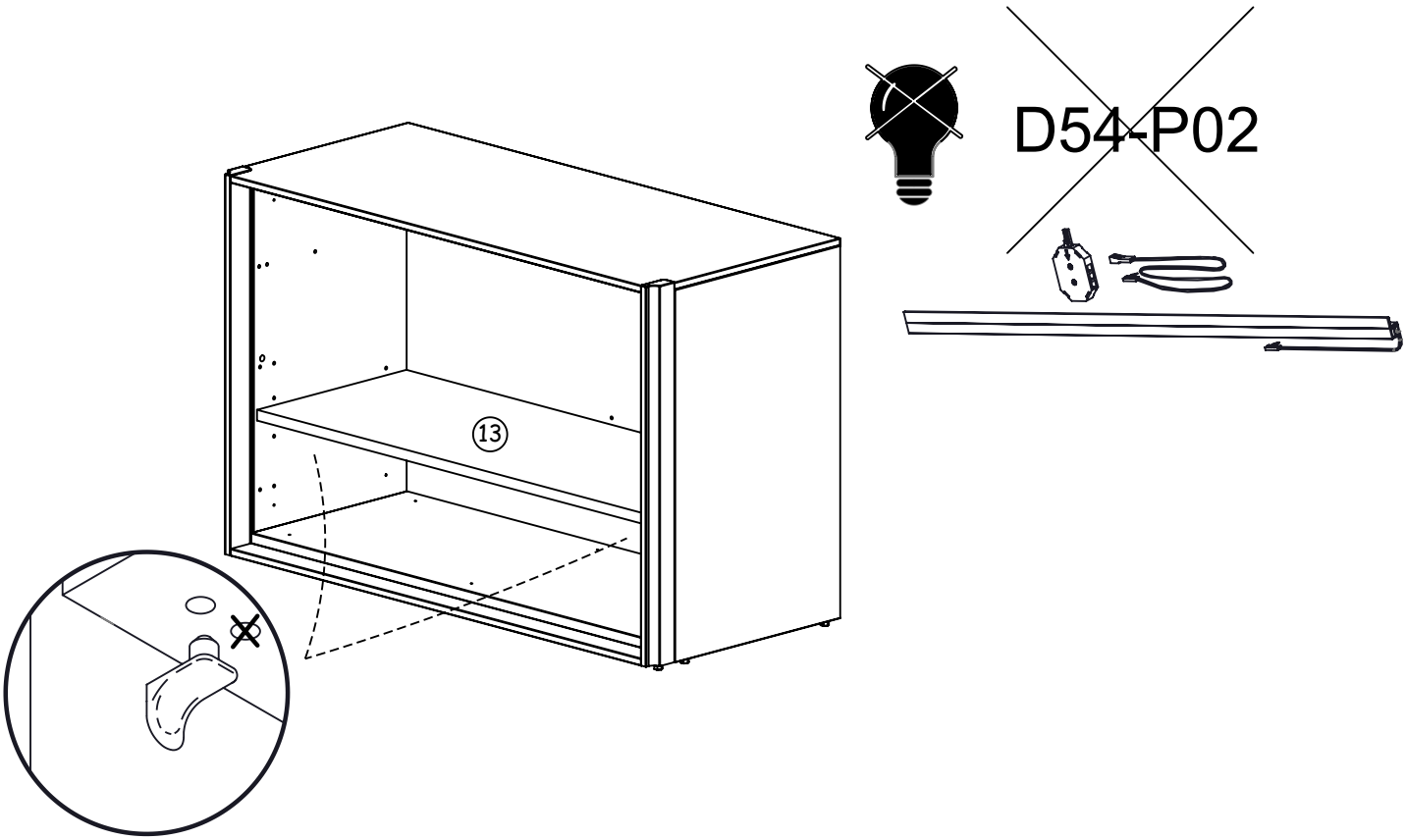


24

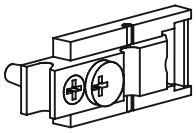

4 x
Réf. 55510

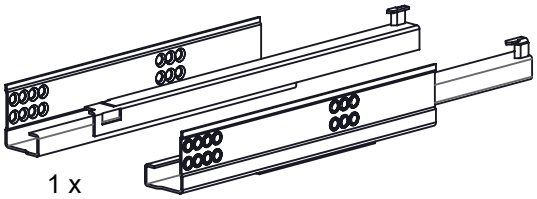

1 x
Réf. 69329




6 x
Réf. 7874

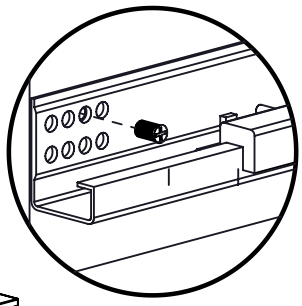

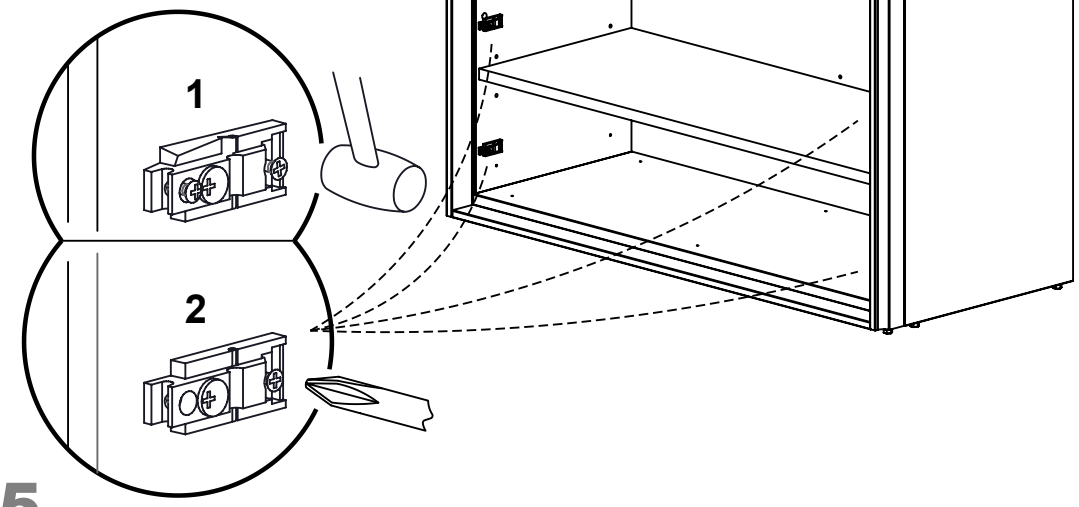


25

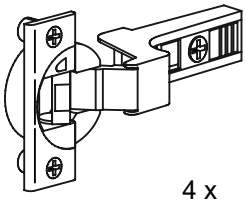

4 x
Réf. 55513

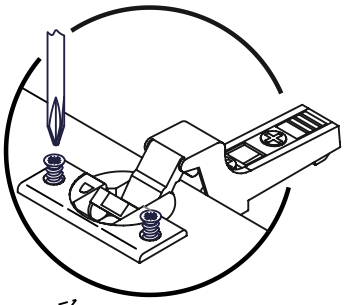

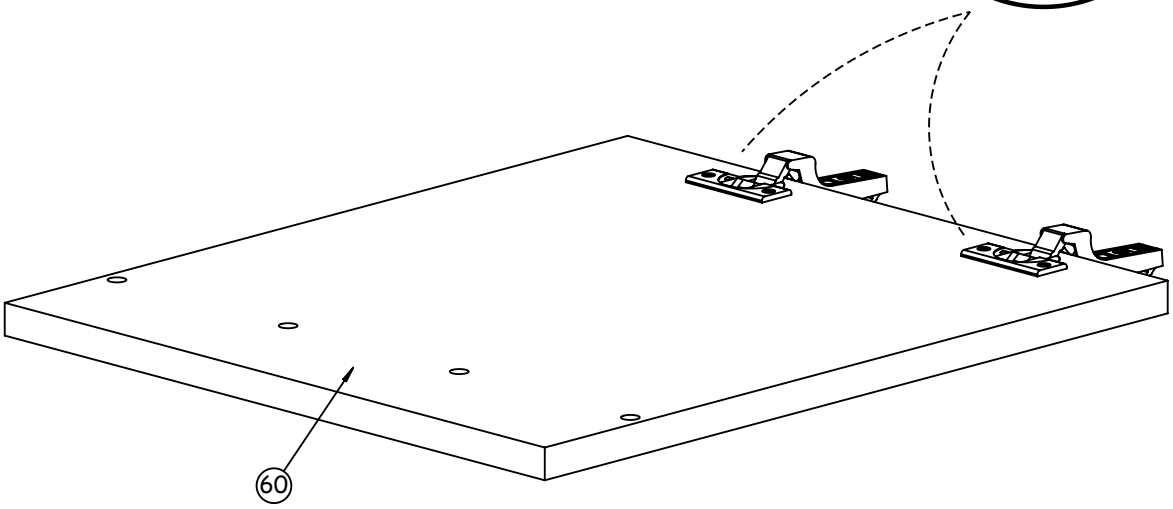


**X 2**

26

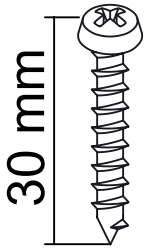


14 x
Réf. 12579

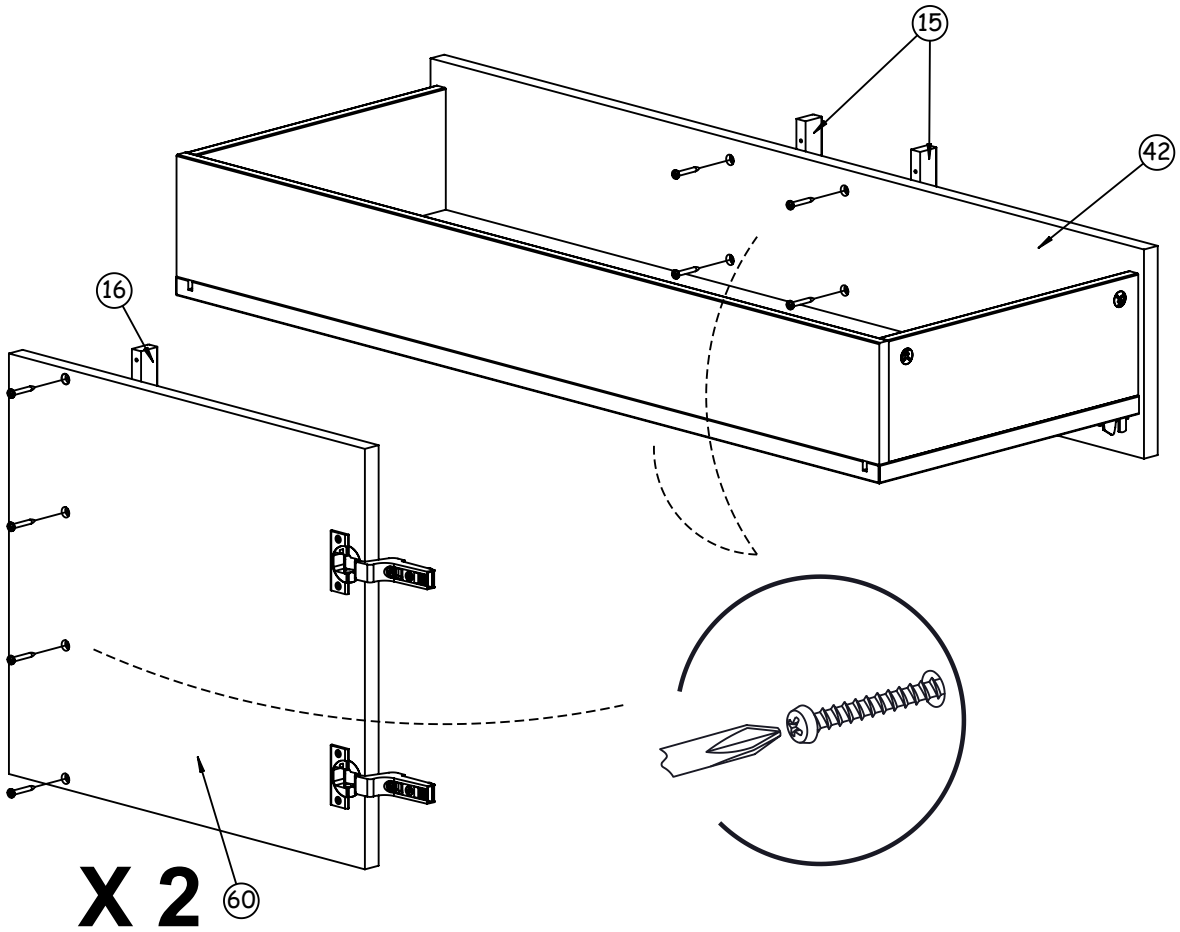


27

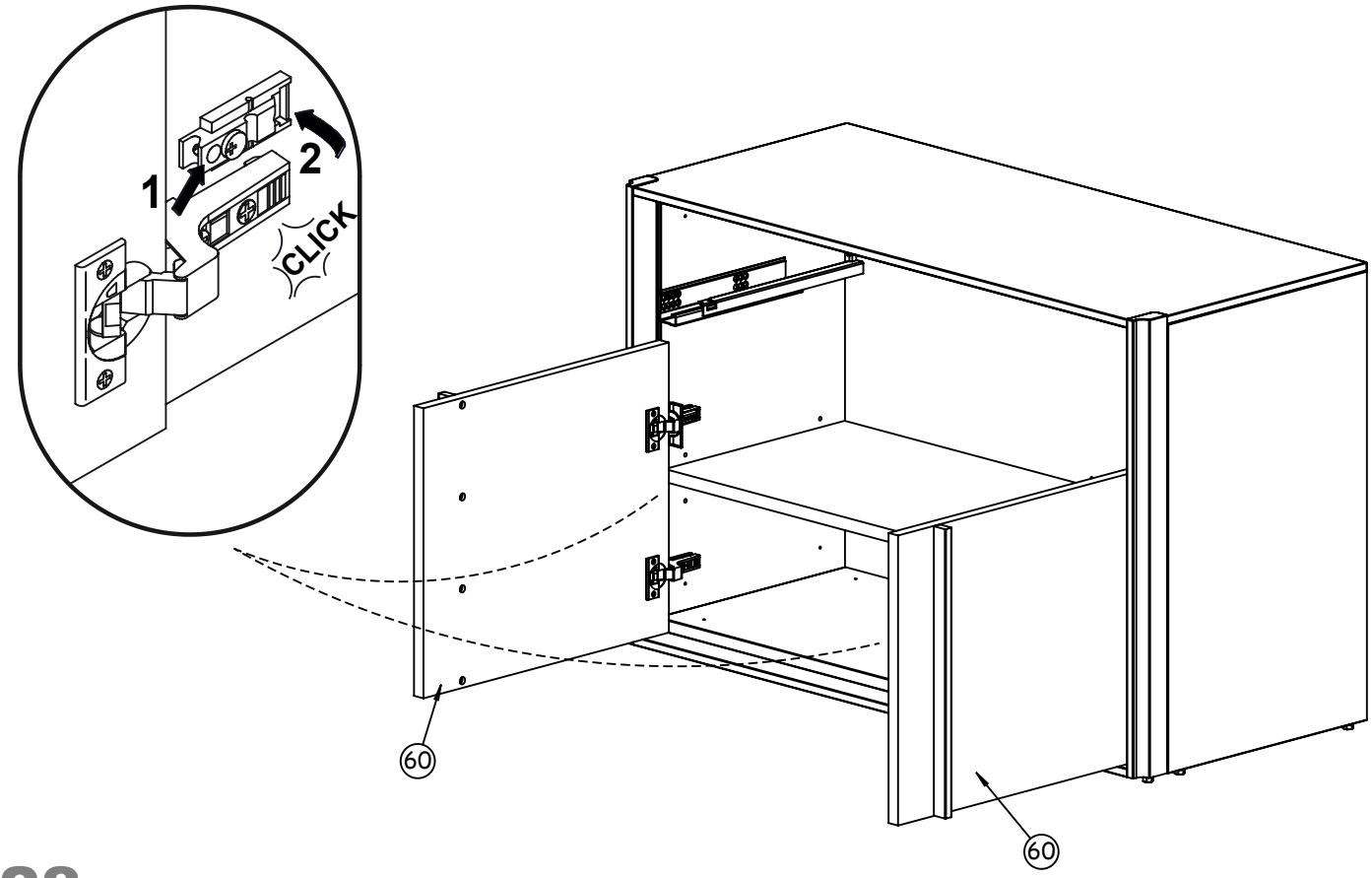


28

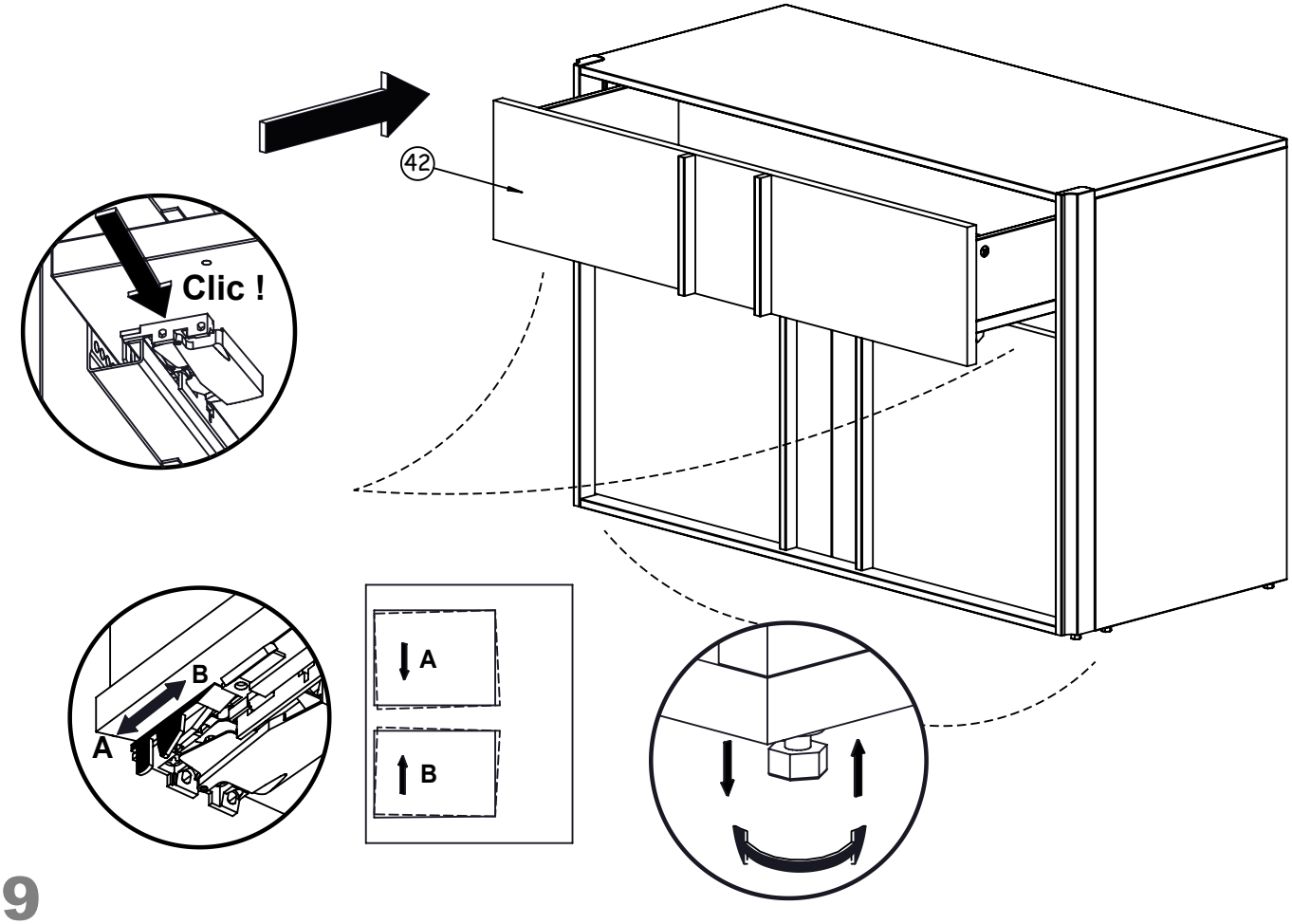


29



D54 = 5 x Réf. 62386
D55 = 5 x Réf. 64311
D56 = 5 x Réf. 68351

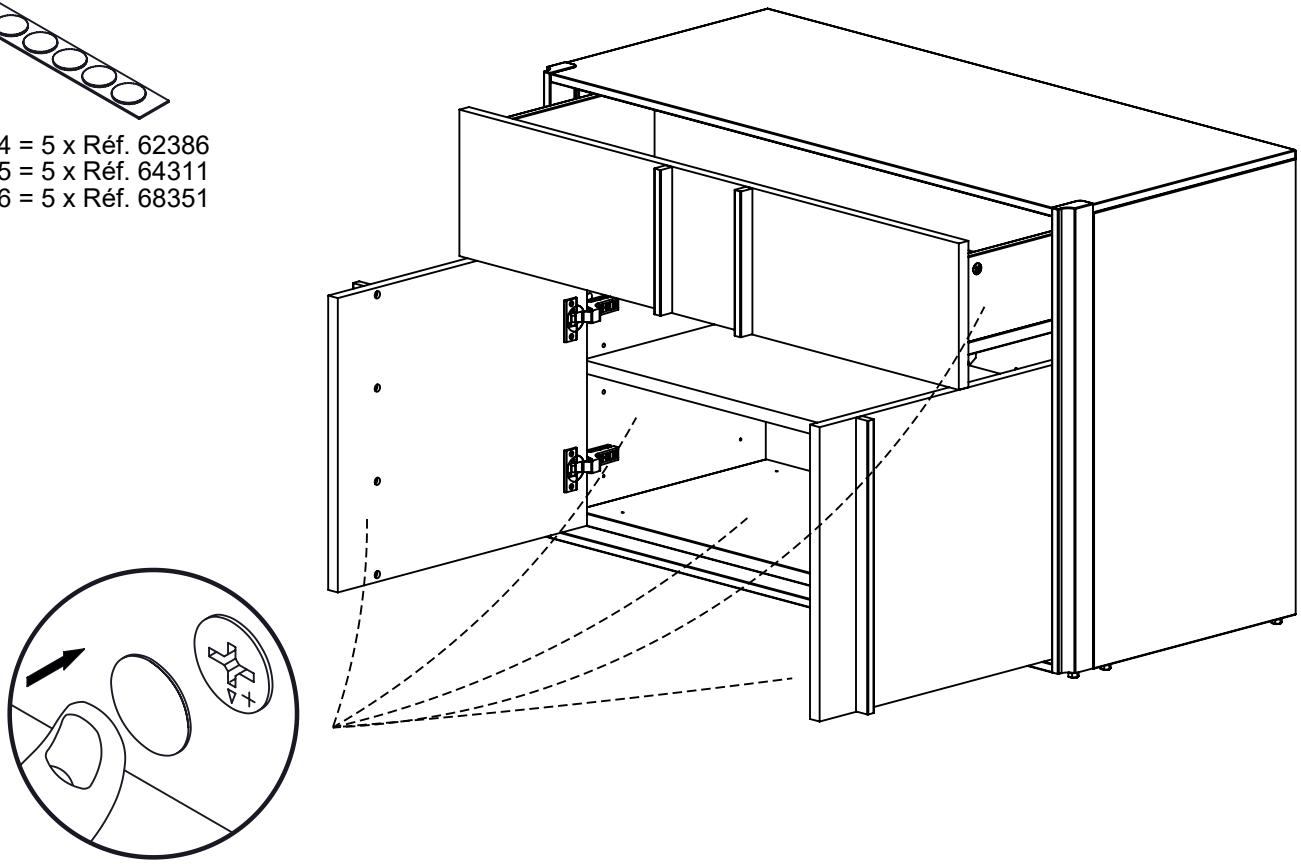

30

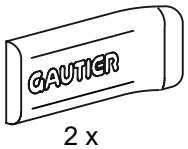


2 x
Réf. 55613

2 x
Réf. 55509

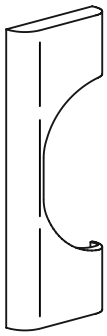

4 x
Réf. 55511

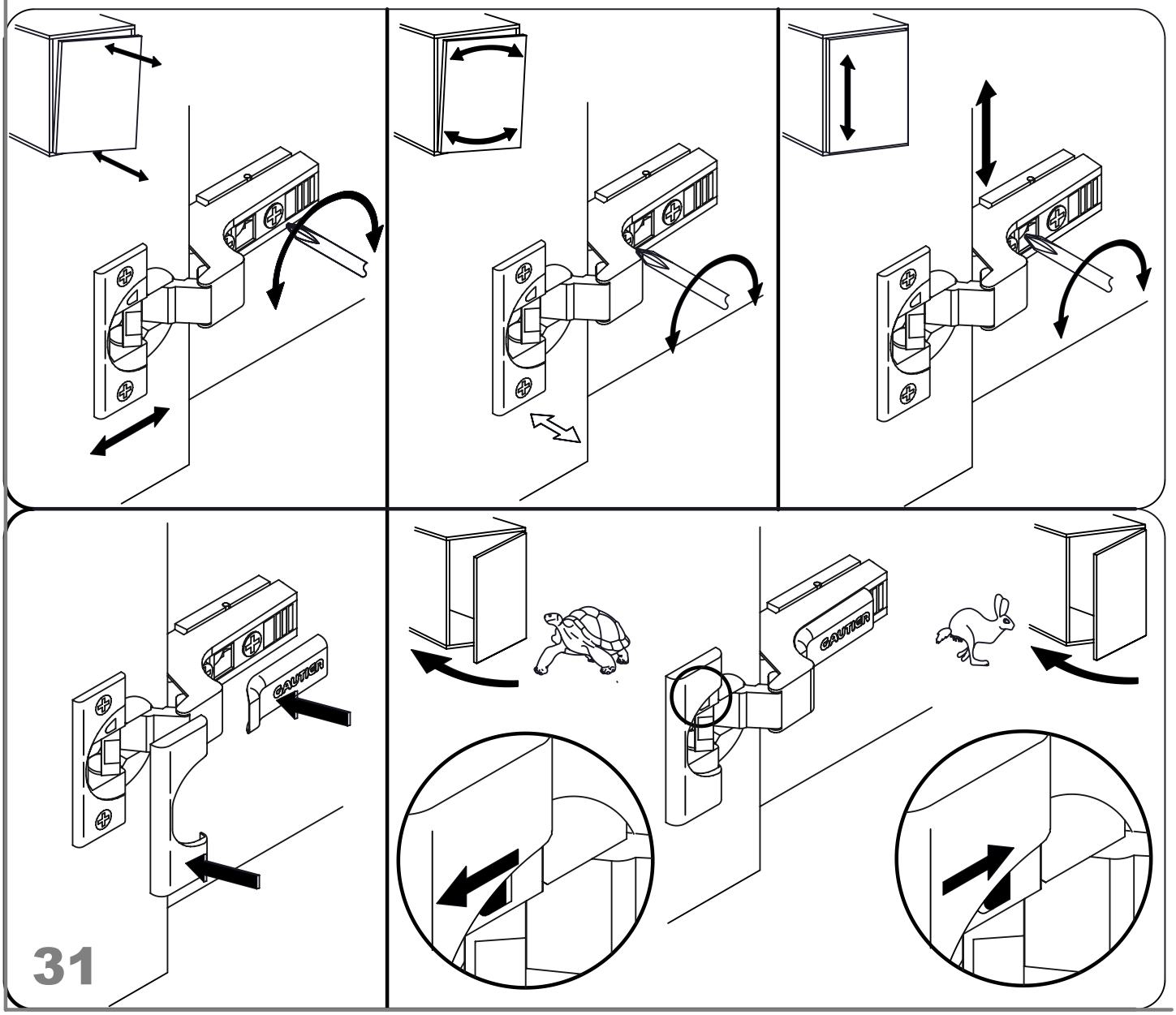

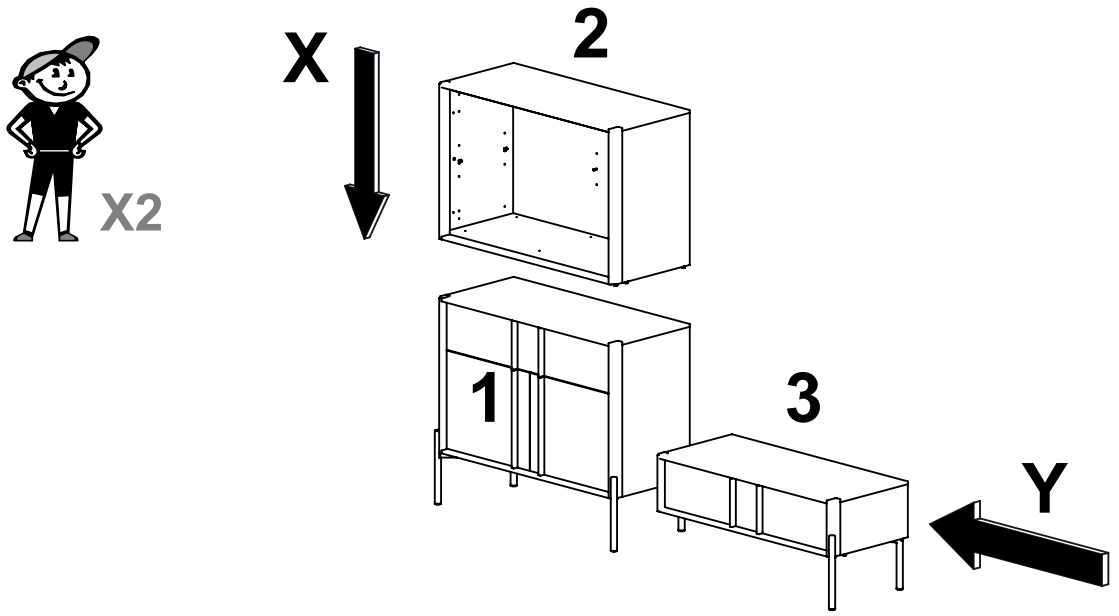
X2
X
2
1
3
Y

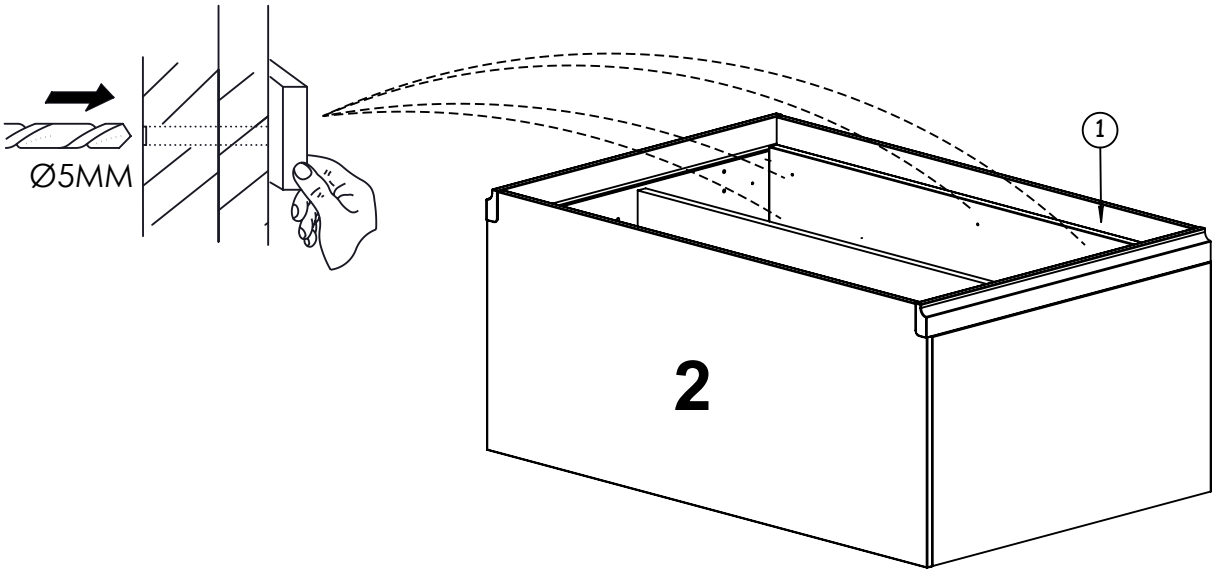
Ø5MM
1
2

Y1

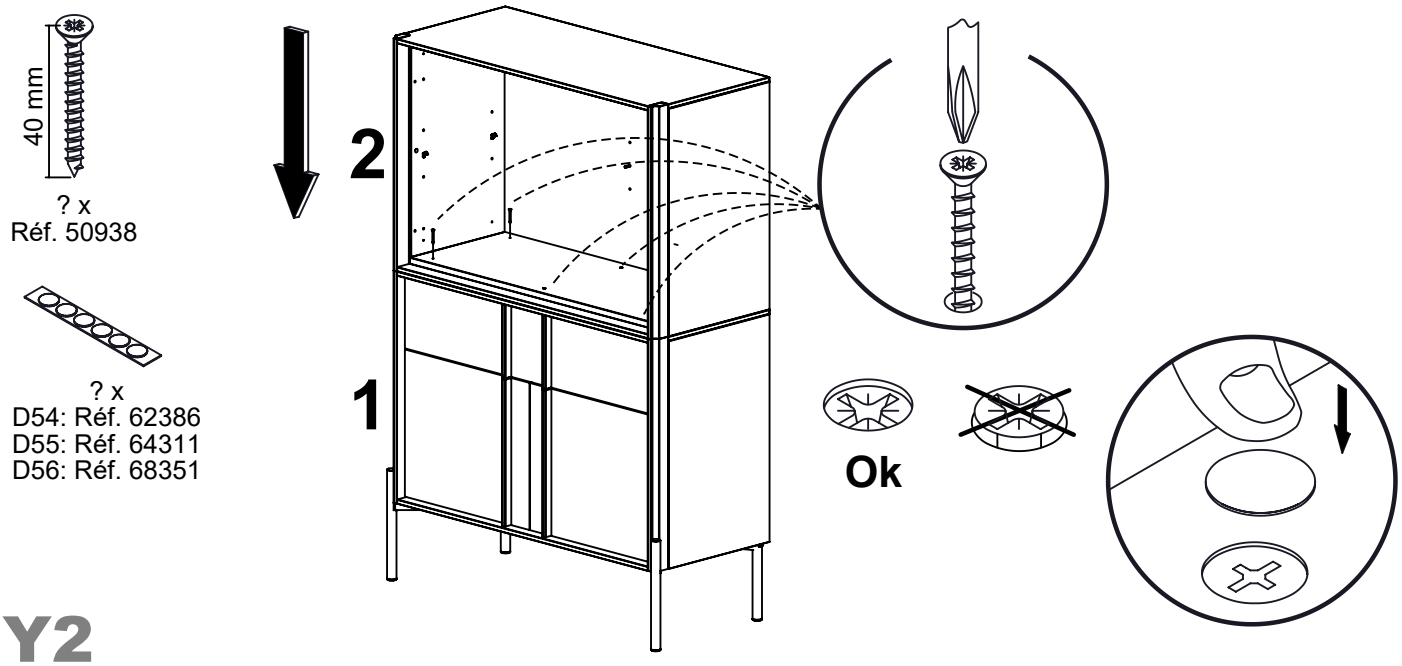
40 mm
? x
Réf. 50938
? x
D54: Réf. 62386
D55: Réf. 64311
D56: Réf. 68351
2
1
Ok

Y2

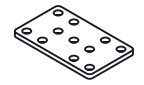

2 x
Réf. 25916

4 x
Réf. 48050

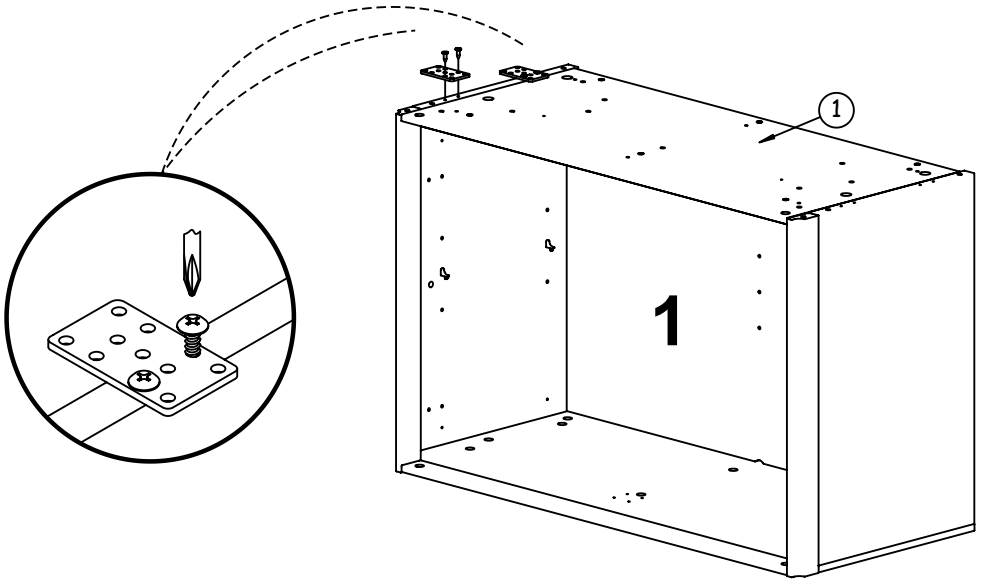


**X1**

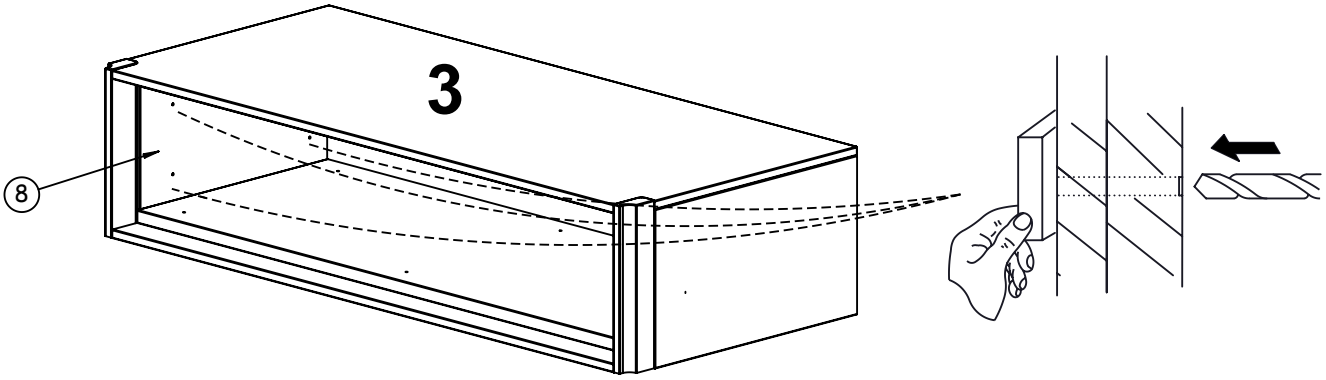


**X2**

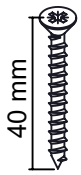


? x
Réf. 50938

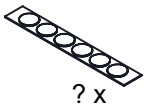

? x
D54: Réf. 62386
D55: Réf. 64311
D56: Réf. 68351

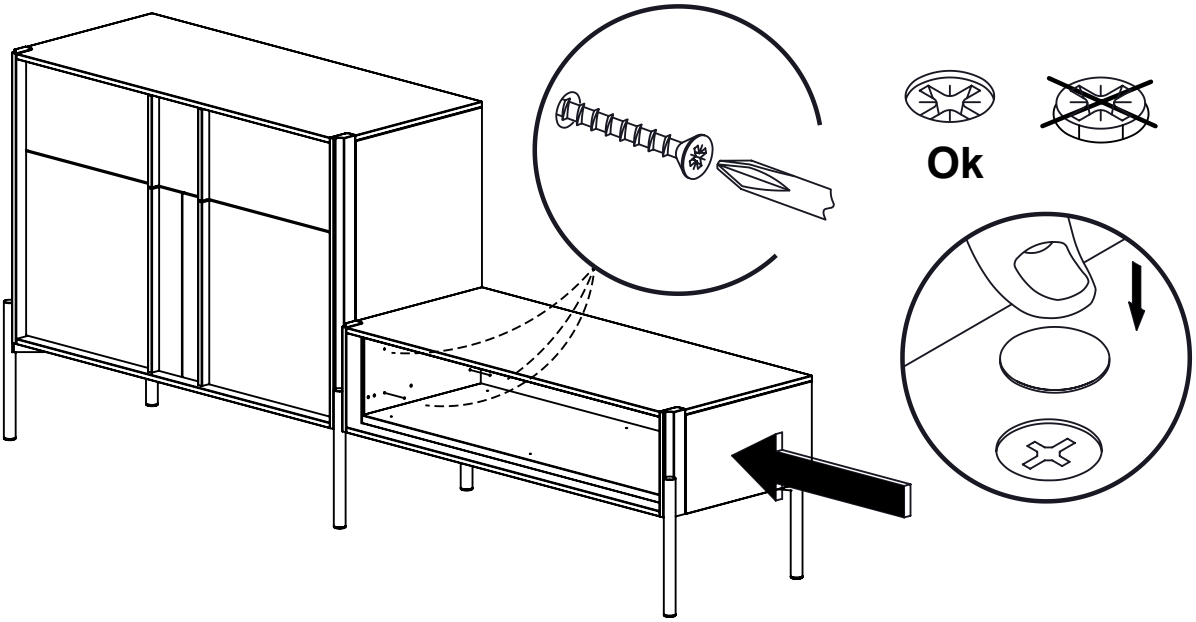


**X3**

FR
Donnez ou recyclez vos meubles.
Association
ou
Magasin
ou
Déchèterie
https://quefairedemesdechets.fr
BAC DE TRI