

LD 4000 UNDER-CABINET LUMINAIRE

- Connection to mains supply by original cable
- When you lay out the supply/connecting leads please observe that they are fixed by screws or laid inaccessibly.
- The light housing above the connector may only be opened for mounting the light band.

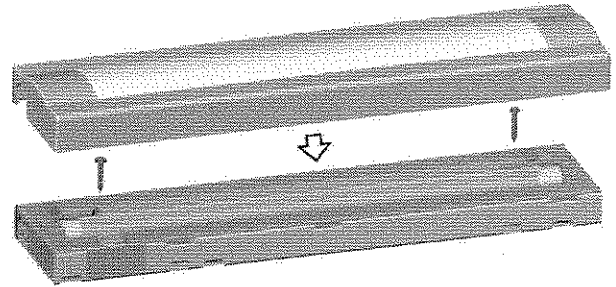


mode of installation

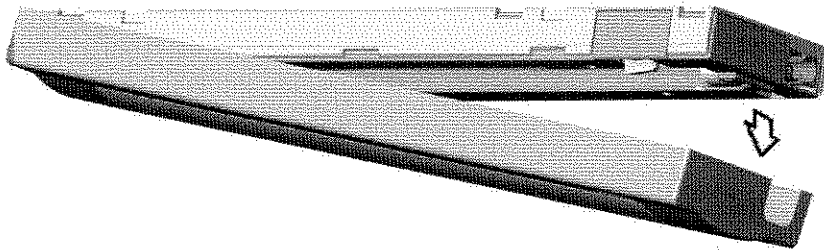
Warning:

- To Reduce the risk of fire-
Use only lamps rated 8 / 13Watts

LD 4000-8 = 8W
LD 4000-13 = 13W

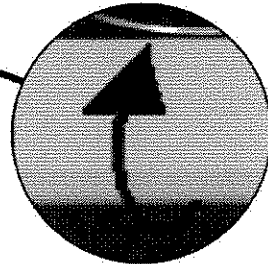



1. Change of fluorescent 8W/13W




- The connector to the light band must not be plugged in the light when it is connected to the electric mains.

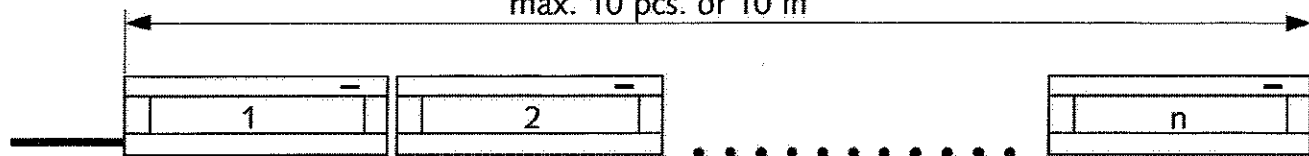
2.



3.



max. 10 pcs. or 10 m



ELEKTRA GMBH
Werkstraße 7
D-32130 Enger
Telefon 052 23/185-0
Fax 052 23/1 72 56